

## 10 Ergebnistabellen

| Varianten                                  | La-Stelle | Fahrtrichtung Norden |          |          |          |          | Fahrtrichtung Süden |          |          |         |
|--|-----------|----------------------|----------|----------|----------|----------|---------------------|----------|----------|---------|
|  |           | Ank. FDA             | Ank. FLG | Ank. FFS | Abf. FFS | Ank. FNH | Ank. FNH            | Ank. FFS | Ank. FLG | Ank. FD |
| <b>Mittelwerte der Verspätungen [Min.]</b> |           |                      |          |          |          |          |                     |          |          |         |
| <b>Nullvariante</b>                        |           |                      |          |          |          |          |                     |          |          |         |
| NULL                                       | 0%        | 0,108                | 0,278    | 0,240    | 0,101    | 0,376    | 0,167               | 0,472    | 0,486    | 0,478   |
| NULL                                       | 15%       | 0,113                | 0,446    | 0,291    | 0,106    | 0,391    | 0,173               | 0,469    | 0,490    | 0,525   |
| NULL                                       | 70%       | 0,114                | 1,569    | 0,726    | 0,169    | 0,448    | 0,169               | 0,463    | 0,501    | 1,253   |
| NULL                                       | I60       | 0,105                | 0,269    | 0,236    | 0,099    | 0,371    | 0,166               | 0,468    | 0,480    | 0,466   |
| <b>mit Ausbau Darmstadt Hbf-Arheilgen</b>  |           |                      |          |          |          |          |                     |          |          |         |
| D  | 0%        | 0,119                | 0,373    | 0,337    | 0,168    | 0,452    | 0,168               | 0,504    | 0,509    | 0,580   |
| D  | 15%       | 0,117                | 0,522    | 0,435    | 0,187    | 0,476    | 0,168               | 0,490    | 0,489    | 0,642   |
| D  | 70%       | 0,141                | 1,664    | 1,319    | 0,350    | 0,670    | 0,170               | 0,474    | 0,462    | 1,355   |
| D  | I60       | 0,120                | 0,361    | 0,328    | 0,164    | 0,446    | 0,168               | 0,506    | 0,505    | 0,566   |
| DB   | 0%        | 0,121                | 0,318    | 0,288    | 0,135    | 0,429    | 0,168               | 0,494    | 0,499    | 0,562   |
| DB   | 15%       | 0,120                | 0,467    | 0,383    | 0,150    | 0,443    | 0,168               | 0,491    | 0,493    | 0,640   |
| DB   | 70%       | 0,141                | 1,614    | 1,265    | 0,306    | 0,624    | 0,168               | 0,461    | 0,461    | 1,351   |
| DB   | I60       | 0,121                | 0,312    | 0,283    | 0,134    | 0,428    | 0,168               | 0,492    | 0,493    | 0,548   |
| DZ   | 0%        | 0,106                | 0,345    | 0,312    | 0,150    | 0,439    | 0,170               | 0,500    | 0,505    | 0,532   |
| DZ   | 15%       | 0,105                | 0,493    | 0,407    | 0,166    | 0,461    | 0,171               | 0,496    | 0,495    | 0,600   |
| DZ   | 70%       | 0,129                | 1,655    | 1,310    | 0,341    | 0,673    | 0,173               | 0,475    | 0,465    | 1,322   |
| DZ   | I60       | 0,106                | 0,339    | 0,307    | 0,148    | 0,430    | 0,173               | 0,516    | 0,511    | 0,535   |
| DBZ  | 0%        | 0,106                | 0,302    | 0,274    | 0,124    | 0,419    | 0,171               | 0,501    | 0,505    | 0,531   |
| DBZ  | 15%       | 0,107                | 0,453    | 0,369    | 0,139    | 0,429    | 0,170               | 0,501    | 0,499    | 0,602   |
| DBZ  | 70%       | 0,127                | 1,597    | 1,249    | 0,293    | 0,611    | 0,173               | 0,463    | 0,463    | 1,317   |
| DBZ  | I60       | 0,106                | 0,296    | 0,268    | 0,121    | 0,413    | 0,174               | 0,506    | 0,504    | 0,529   |
| DBWZ                                       | 0%        | 0,105                | 0,293    | 0,267    | 0,123    | 0,410    | 0,166               | 0,488    | 0,492    | 0,510   |
| DBWZ                                       | 15%       | 0,103                | 0,440    | 0,358    | 0,136    | 0,428    | 0,166               | 0,493    | 0,495    | 0,588   |
| DBWZ                                       | 70%       | 0,123                | 1,578    | 1,229    | 0,282    | 0,598    | 0,170               | 0,465    | 0,464    | 1,315   |
| DBWZ                                       | I60       | 0,104                | 0,280    | 0,255    | 0,118    | 0,410    | 0,168               | 0,493    | 0,490    | 0,508   |
| DBZX                                       | 0%        | 0,092                | 0,243    | 0,233    | 0,119    | 0,373    | 0,159               | 0,478    | 0,477    | 0,474   |
| DBZX                                       | 15%       | 0,098                | 0,402    | 0,329    | 0,133    | 0,402    | 0,166               | 0,497    | 0,482    | 0,549   |
| DBZX                                       | 70%       | 0,134                | 1,558    | 1,221    | 0,276    | 0,581    | 0,185               | 0,476    | 0,470    | 1,247   |
| DBZX                                       | I60       | 0,091                | 0,245    | 0,234    | 0,117    | 0,374    | 0,161               | 0,486    | 0,479    | 0,475   |
| X  | 0%        | 0,090                | 0,232    | 0,224    | 0,114    | 0,369    | 0,160               | 0,486    | 0,480    | 0,472   |
| X  | 15%       | 0,095                | 0,388    | 0,316    | 0,124    | 0,400    | 0,164               | 0,491    | 0,481    | 0,539   |
| X  | 70%       | 0,130                | 1,539    | 1,201    | 0,263    | 0,570    | 0,185               | 0,469    | 0,472    | 1,239   |
| X  | I60       | 0,090                | 0,233    | 0,225    | 0,115    | 0,371    | 0,163               | 0,487    | 0,479    | 0,470   |
| DBZP                                       | 0%        | 0,091                | 0,260    | 0,239    | 0,161    | 0,483    | 0,172               | 0,452    | 0,321    | 0,365   |

| Varianten                                  | La-Stelle | Fahrtrichtung Norden |          |          |          |          | Fahrtrichtung Süden |          |          |         |
|--|-----------|----------------------|----------|----------|----------|----------|---------------------|----------|----------|---------|
|  |           | Ank. FDA             | Ank. FLG | Ank. FFS | Abf. FFS | Ank. FNH | Ank. FNH            | Ank. FFS | Ank. FLG | Ank. FD |
| <b>Mittelwerte der Verspätungen [Min.]</b> |           |                      |          |          |          |          |                     |          |          |         |
| <b>ohne Ausbau Darmstadt Hbf-Arheilgen</b> |           |                      |          |          |          |          |                     |          |          |         |
| A  | 0%        | 0,235                | 0,575    | 0,490    | 0,210    | 0,501    | 0,177               | 0,482    | 0,493    | 0,581   |
| A  | 15%       | 0,234                | 0,766    | 0,622    | 0,229    | 0,512    | 0,181               | 0,476    | 0,470    | 0,612   |
| A  | 70%       | 0,256                | 1,946    | 1,609    | 0,502    | 0,798    | 0,170               | 0,458    | 0,467    | 1,344   |
| A  | I60       | 0,236                | 0,565    | 0,483    | 0,205    | 0,494    | 0,175               | 0,490    | 0,497    | 0,568   |
| B  | 0%        | 0,235                | 0,533    | 0,449    | 0,180    | 0,475    | 0,174               | 0,485    | 0,495    | 0,566   |
| B  | 15%       | 0,229                | 0,716    | 0,575    | 0,193    | 0,482    | 0,183               | 0,487    | 0,482    | 0,612   |
| B  | 70%       | 0,254                | 1,902    | 1,569    | 0,475    | 0,769    | 0,173               | 0,464    | 0,464    | 1,329   |
| B  | I60       | 0,237                | 0,522    | 0,442    | 0,176    | 0,468    | 0,172               | 0,480    | 0,494    | 0,556   |
| Z  | 0%        | 0,225                | 0,558    | 0,475    | 0,202    | 0,498    | 0,174               | 0,486    | 0,494    | 0,527   |
| Z  | 15%       | 0,217                | 0,745    | 0,606    | 0,218    | 0,505    | 0,169               | 0,468    | 0,460    | 0,562   |
| Z  | 70%       | 0,244                | 1,920    | 1,583    | 0,482    | 0,781    | 0,171               | 0,466    | 0,469    | 1,307   |
| Z  | I60       | 0,229                | 0,557    | 0,475    | 0,201    | 0,487    | 0,176               | 0,489    | 0,498    | 0,532   |
| BZ   | 0%        | 0,225                | 0,521    | 0,441    | 0,176    | 0,467    | 0,172               | 0,480    | 0,493    | 0,523   |
| BZ   | 15%       | 0,219                | 0,708    | 0,569    | 0,190    | 0,477    | 0,176               | 0,477    | 0,465    | 0,565   |
| BZ   | 70%       | 0,237                | 1,875    | 1,542    | 0,456    | 0,759    | 0,171               | 0,463    | 0,463    | 1,292   |
| BZ   | I60       | 0,230                | 0,519    | 0,437    | 0,174    | 0,456    | 0,173               | 0,480    | 0,494    | 0,528   |
| BWZ  | 0%        | 0,221                | 0,508    | 0,428    | 0,168    | 0,460    | 0,169               | 0,479    | 0,495    | 0,517   |
| BWZ  | 15%       | 0,213                | 0,690    | 0,556    | 0,187    | 0,469    | 0,169               | 0,467    | 0,459    | 0,548   |
| BWZ  | 70%       | 0,235                | 1,867    | 1,531    | 0,444    | 0,738    | 0,170               | 0,458    | 0,463    | 1,287   |
| BWZ  | I60       | 0,225                | 0,504    | 0,425    | 0,168    | 0,452    | 0,171               | 0,477    | 0,489    | 0,514   |
| BZX  | 0%        | 0,202                | 0,458    | 0,384    | 0,153    | 0,421    | 0,163               | 0,458    | 0,455    | 0,461   |
| BZX  | 15%       | 0,220                | 0,686    | 0,548    | 0,185    | 0,470    | 0,172               | 0,462    | 0,472    | 0,536   |
| BZX  | 70%       | 0,238                | 1,836    | 1,498    | 0,429    | 0,746    | 0,170               | 0,495    | 0,491    | 1,279   |
| BZX  | I60       | 0,205                | 0,461    | 0,388    | 0,155    | 0,428    | 0,164               | 0,462    | 0,455    | 0,460   |
| BWZX                                       | 0%        | 0,202                | 0,449    | 0,379    | 0,149    | 0,411    | 0,161               | 0,458    | 0,456    | 0,455   |
| BWZX                                       | 15%       | 0,211                | 0,660    | 0,524    | 0,171    | 0,459    | 0,167               | 0,458    | 0,472    | 0,528   |
| BWZX                                       | 70%       | 0,235                | 1,820    | 1,483    | 0,422    | 0,730    | 0,170               | 0,488    | 0,483    | 1,264   |
| BWZX                                       | I60       | 0,204                | 0,450    | 0,380    | 0,151    | 0,415    | 0,162               | 0,464    | 0,459    | 0,456   |
| BZ   | 0%        |                      | 0,986    | 0,762    | 0,236    |          |                     |          |          |         |
| BZ   | 50%       |                      | 1,453    | 1,140    | 0,361    |          |                     |          |          |         |
| BZ   | 90%       |                      | 2,317    | 1,986    | 0,703    |          |                     |          |          |         |
| BZP  | 0%        | 0,209                | 0,476    | 0,397    | 0,263    | 0,567    | 0,170               | 0,439    | 0,321    | 0,367   |

| Varianten | La-Stelle | Fahrtrichtung Norden |          |          |          |          | Fahrtrichtung Süden |          |          |         |
|-----------|-----------|----------------------|----------|----------|----------|----------|---------------------|----------|----------|---------|
|           |           | Ank. FDA             | Ank. FLG | Ank. FFS | Abf. FFS | Ank. FNH | Ank. FNH            | Ank. FFS | Ank. FLG | Ank. FD |

### Überschreitungshäufigkeiten kritischer Verspätungen [%]

Ankunftsverspätungen: >120 sec. (2 Min.), Abfahrtsverspätung: >42 sec. (0,7 Min.)

#### Nullvariante

|      |     |      |       |      |      |      |      |      |      |       |
|------|-----|------|-------|------|------|------|------|------|------|-------|
| NULL | 0%  | 1,00 | 2,28  | 2,11 | 1,81 | 6,36 | 0,83 | 8,17 | 7,67 | 7,07  |
| NULL | 15% | 0,94 | 3,44  | 2,42 | 2,06 | 6,61 | 0,92 | 8,56 | 7,70 | 7,40  |
| NULL | 70% | 1,06 | 14,94 | 6,03 | 4,50 | 7,48 | 0,83 | 8,72 | 7,97 | 12,07 |
| NULL | I60 | 0,94 | 2,17  | 2,06 | 1,75 | 6,27 | 0,83 | 8,08 | 7,50 | 7,13  |

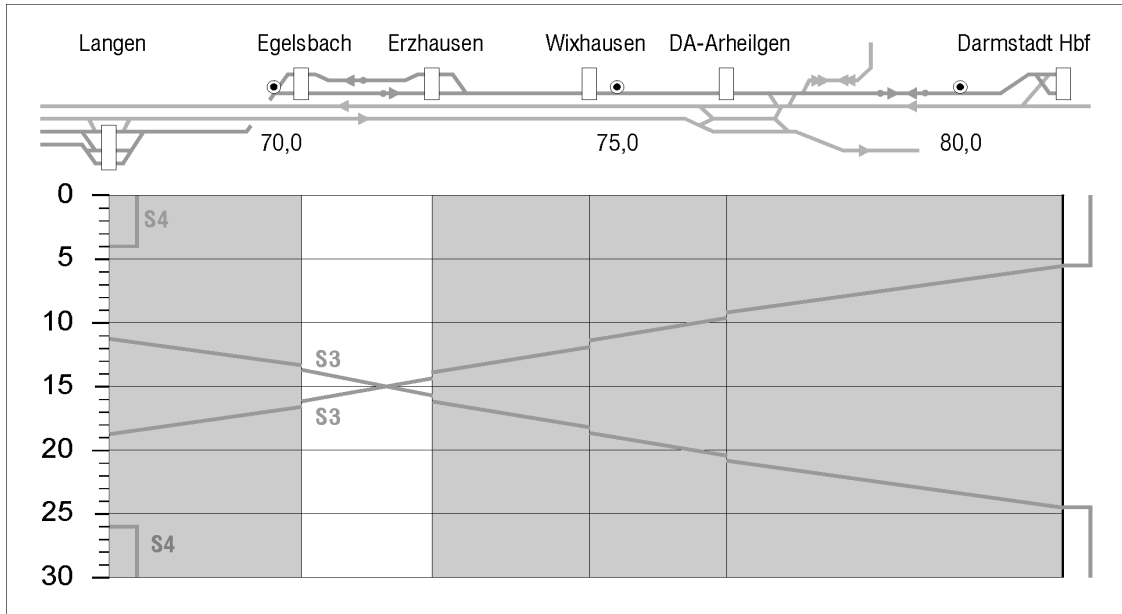
#### mit Ausbau Darmstadt Hbf-Arheilgen

|      |     |      |       |       |      |       |      |      |      |       |
|------|-----|------|-------|-------|------|-------|------|------|------|-------|
| D    | 0%  | 1,06 | 3,67  | 3,28  | 2,75 | 7,45  | 0,67 | 9,39 | 8,47 | 8,30  |
| D    | 15% | 1,17 | 4,42  | 4,17  | 3,64 | 7,76  | 0,69 | 8,72 | 8,17 | 9,37  |
| D    | 70% | 1,39 | 15,44 | 11,78 | 9,50 | 10,33 | 0,75 | 8,33 | 7,57 | 13,40 |
| D    | I60 | 1,11 | 3,58  | 3,28  | 2,69 | 7,15  | 0,69 | 9,50 | 8,47 | 8,20  |
| DB   | 0%  | 1,11 | 2,44  | 2,22  | 1,86 | 7,06  | 0,67 | 9,25 | 8,33 | 7,80  |
| DB   | 15% | 1,22 | 3,19  | 2,94  | 2,44 | 7,36  | 0,67 | 8,83 | 8,17 | 9,13  |
| DB   | 70% | 1,42 | 14,22 | 10,44 | 8,28 | 9,76  | 0,78 | 8,14 | 7,53 | 13,00 |
| DB   | I60 | 1,11 | 2,39  | 2,11  | 1,78 | 7,00  | 0,69 | 9,11 | 8,17 | 7,70  |
| DZ   | 0%  | 0,94 | 3,47  | 3,19  | 2,64 | 7,15  | 0,69 | 9,42 | 8,40 | 7,57  |
| DZ   | 15% | 0,97 | 4,11  | 3,86  | 3,33 | 7,58  | 0,69 | 8,92 | 8,40 | 8,63  |
| DZ   | 70% | 1,19 | 15,36 | 11,72 | 9,39 | 10,21 | 0,83 | 8,33 | 7,53 | 12,40 |
| DZ   | I60 | 0,92 | 3,39  | 3,06  | 2,50 | 7,00  | 0,72 | 9,69 | 8,57 | 7,77  |
| DBZ  | 0%  | 0,89 | 2,33  | 2,22  | 1,86 | 6,94  | 0,67 | 9,36 | 8,33 | 7,40  |
| DBZ  | 15% | 1,03 | 3,31  | 2,94  | 2,39 | 7,24  | 0,67 | 9,11 | 8,43 | 8,60  |
| DBZ  | 70% | 1,14 | 14,19 | 10,39 | 8,22 | 9,42  | 0,83 | 8,17 | 7,53 | 12,70 |
| DBZ  | I60 | 0,86 | 2,17  | 2,03  | 1,72 | 6,85  | 0,67 | 9,47 | 8,47 | 7,60  |
| DBWZ | 0%  | 0,92 | 2,42  | 2,28  | 1,97 | 6,94  | 0,61 | 9,14 | 8,17 | 7,17  |
| DBWZ | 15% | 1,00 | 3,11  | 2,86  | 2,39 | 7,18  | 0,67 | 8,92 | 8,40 | 8,40  |
| DBWZ | 70% | 1,03 | 13,89 | 9,97  | 8,03 | 9,27  | 0,83 | 8,14 | 7,60 | 12,37 |
| DBWZ | I60 | 0,92 | 2,17  | 1,97  | 1,78 | 6,97  | 0,67 | 9,17 | 8,20 | 7,23  |
| DBZX | 0%  | 0,86 | 1,75  | 1,89  | 1,64 | 6,15  | 0,72 | 8,81 | 8,17 | 7,27  |
| DBZX | 15% | 0,94 | 2,19  | 2,19  | 1,97 | 6,67  | 0,86 | 9,25 | 8,30 | 8,00  |
| DBZX | 70% | 1,08 | 12,81 | 9,25  | 7,28 | 9,15  | 1,00 | 8,47 | 7,53 | 11,80 |
| DBZX | I60 | 0,86 | 1,75  | 1,86  | 1,61 | 6,21  | 0,72 | 8,92 | 8,23 | 7,33  |
| X    | 0%  | 0,83 | 1,78  | 1,92  | 1,69 | 6,06  | 0,72 | 8,78 | 8,13 | 7,20  |
| X    | 15% | 0,97 | 2,08  | 2,11  | 1,92 | 6,55  | 0,89 | 9,08 | 8,20 | 7,73  |
| X    | 70% | 1,06 | 12,00 | 8,53  | 6,75 | 8,88  | 1,03 | 8,44 | 7,70 | 11,87 |
| X    | I60 | 0,83 | 1,78  | 1,89  | 1,67 | 6,12  | 0,72 | 8,75 | 8,10 | 7,17  |
| DBZP | 0%  | 0,78 | 1,92  | 1,81  | 3,47 | 7,76  | 0,72 | 8,53 | 5,23 | 4,97  |

| Varianten   | La-Stelle | Fahrtrichtung Norden |          |          |          |          | Fahrtrichtung Süden |          |          |         |
|---|-----------|----------------------|----------|----------|----------|----------|---------------------|----------|----------|---------|
|   |           | Ank. FDA             | Ank. FLG | Ank. FFS | Abf. FFS | Ank. FNH | Ank. FNH            | Ank. FFS | Ank. FLG | Ank. FD |
| <b>Überschreitungshäufigkeiten kritischer Verspätungen [%]</b>                    |           |                      |          |          |          |          |                     |          |          |         |
| Ankunftsverspätungen: >120 sec. (2 Min.), Abfahrtsverspätung: >42 sec. (0,7 Min.) |           |                      |          |          |          |          |                     |          |          |         |
| <b>ohne Ausbau Darmstadt Hbf-Arheilgen</b>  |           |                      |          |          |          |          |                     |          |          |         |
| A   | 0%        | 2,17                 | 6,42     | 5,33     | 4,50     | 8,09     | 0,81                | 8,89     | 8,20     | 8,20    |
| A   | 15%       | 1,78                 | 7,69     | 6,33     | 5,33     | 7,88     | 0,83                | 8,56     | 7,63     | 8,23    |
| A   | 70%       | 2,53                 | 29,58    | 22,50    | 18,31    | 12,33    | 0,94                | 8,47     | 7,60     | 13,43   |
| A   | I60       | 2,31                 | 6,47     | 5,28     | 4,33     | 8,12     | 0,81                | 9,22     | 8,33     | 8,10    |
| B   | 0%        | 2,11                 | 5,39     | 4,36     | 3,64     | 7,82     | 0,75                | 8,97     | 8,20     | 7,90    |
| B   | 15%       | 1,67                 | 6,69     | 5,42     | 4,28     | 7,55     | 0,86                | 8,83     | 7,80     | 8,27    |
| B   | 70%       | 2,50                 | 28,72    | 21,94    | 17,67    | 11,79    | 0,94                | 8,56     | 7,53     | 12,80   |
| B   | I60       | 2,25                 | 5,39     | 4,33     | 3,56     | 7,82     | 0,75                | 9,00     | 8,23     | 7,77    |
| Z   | 0%        | 2,00                 | 6,28     | 5,19     | 4,39     | 7,97     | 0,78                | 8,97     | 8,00     | 7,33    |
| Z   | 15%       | 1,81                 | 7,67     | 6,33     | 5,25     | 8,00     | 0,83                | 8,53     | 7,37     | 7,50    |
| Z   | 70%       | 2,36                 | 28,92    | 22,22    | 18,08    | 12,24    | 0,89                | 8,64     | 7,63     | 12,77   |
| Z   | I60       | 2,14                 | 6,39     | 5,25     | 4,39     | 7,79     | 0,78                | 9,11     | 8,17     | 7,47    |
| BZ  | 0%        | 2,00                 | 5,42     | 4,39     | 3,61     | 7,61     | 0,78                | 8,97     | 8,07     | 7,33    |
| BZ  | 15%       | 1,69                 | 6,89     | 5,61     | 4,50     | 7,64     | 0,86                | 8,67     | 7,57     | 7,73    |
| BZ  | 70%       | 2,25                 | 28,14    | 21,64    | 17,44    | 11,88    | 0,86                | 8,61     | 7,60     | 12,50   |
| BZ  | I60       | 2,06                 | 5,39     | 4,19     | 3,44     | 7,33     | 0,78                | 9,03     | 8,13     | 7,33    |
| BWZ   | 0%        | 2,00                 | 5,19     | 4,39     | 3,67     | 7,73     | 0,75                | 8,97     | 8,07     | 7,23    |
| BWZ   | 15%       | 1,69                 | 6,53     | 5,61     | 4,56     | 7,52     | 0,83                | 8,50     | 7,30     | 7,27    |
| BWZ   | 70%       | 2,08                 | 27,78    | 21,06    | 17,00    | 11,24    | 0,92                | 8,47     | 7,57     | 12,27   |
| BWZ   | I60       | 2,06                 | 5,22     | 4,28     | 3,56     | 7,58     | 0,81                | 8,81     | 7,93     | 7,13    |
| BZX   | 0%        | 1,92                 | 4,33     | 3,72     | 3,22     | 6,61     | 0,86                | 8,44     | 7,80     | 7,00    |
| BZX   | 15%       | 1,83                 | 6,89     | 5,33     | 4,42     | 7,36     | 0,97                | 8,53     | 8,03     | 7,90    |
| BZX   | 70%       | 2,11                 | 27,94    | 19,61    | 15,97    | 11,45    | 0,83                | 9,11     | 8,40     | 13,27   |
| BZX   | I60       | 1,94                 | 4,44     | 3,72     | 3,25     | 6,67     | 0,86                | 8,47     | 7,83     | 6,93    |
| BWZX  | 0%        | 1,89                 | 4,28     | 3,67     | 3,25     | 6,58     | 0,78                | 8,36     | 7,73     | 6,80    |
| BWZX  | 15%       | 1,89                 | 6,39     | 5,06     | 4,03     | 7,39     | 0,97                | 8,42     | 8,07     | 7,77    |
| BWZX  | 70%       | 2,08                 | 27,14    | 19,11    | 15,39    | 11,30    | 0,83                | 8,97     | 8,10     | 12,83   |
| BWZX  | I60       | 1,89                 | 4,25     | 3,67     | 3,25     | 6,58     | 0,83                | 8,53     | 7,87     | 6,77    |
| BZ  | 0%        |                      | 9,94     | 7,14     | 5,83     |          |                     |          |          |         |
| BZ  | 50%       |                      | 16,97    | 12,78    | 11,33    |          |                     |          |          |         |
| BZ  | 90%       |                      | 47,53    | 34,58    | 30,22    |          |                     |          |          |         |
| BZP   | 0%        | 1,86                 | 4,94     | 4,14     | 7,69     | 9,27     | 0,86                | 7,86     | 5,03     | 4,80    |

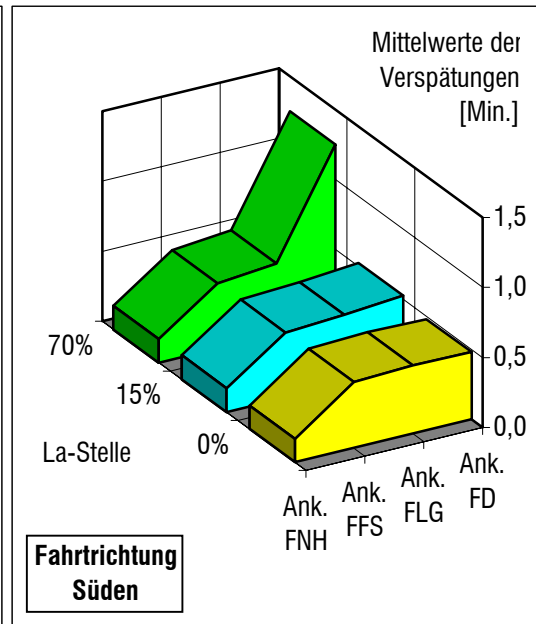
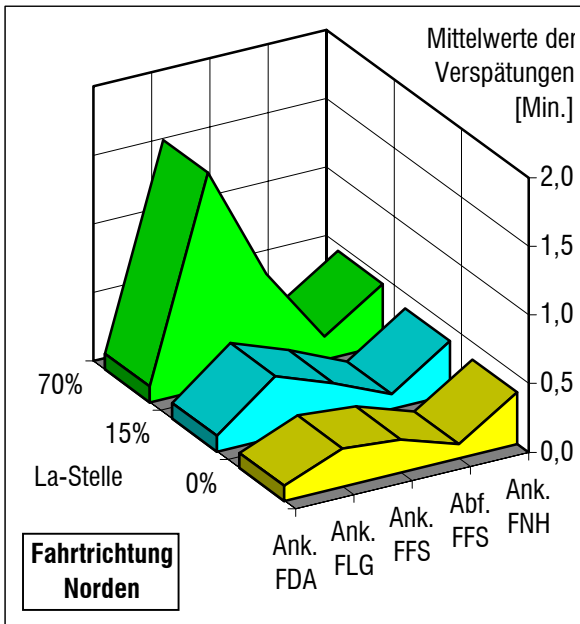
### 11.1 Variante NULL

#### Strecken- und Bildfahrplan



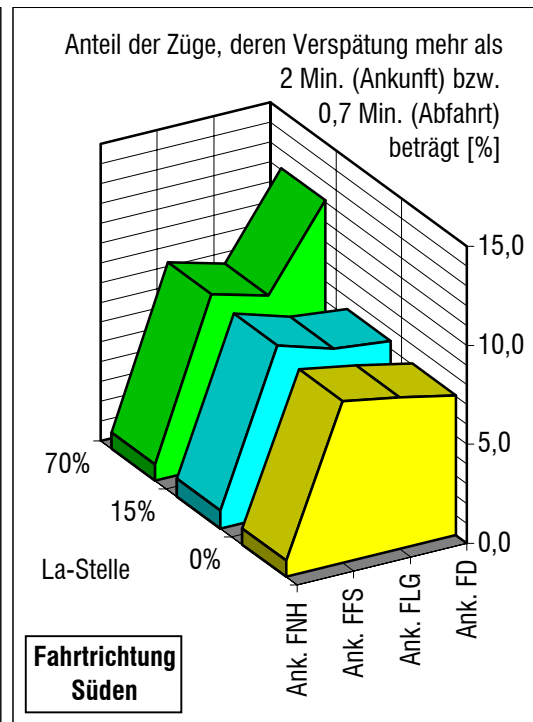
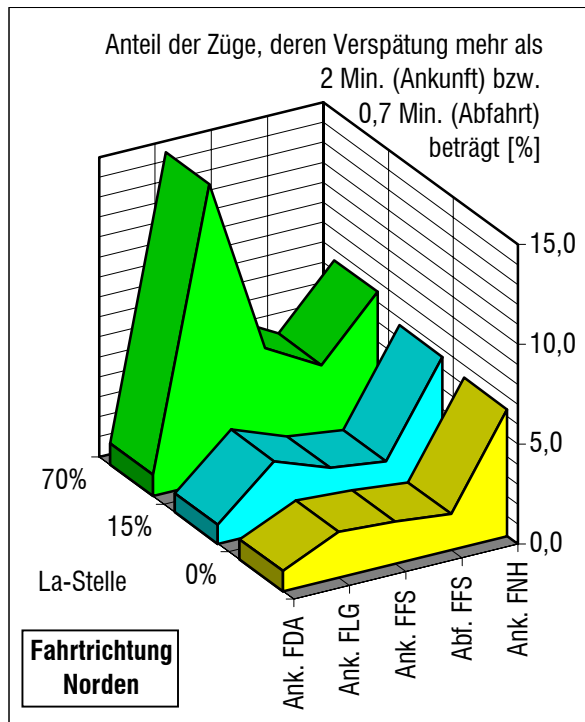
#### Mittelwerte der Verspätungen [Min.]

| Varianten | Fahrtrichtung Norden |          |          |          |          |          | Fahrtrichtung Süden |          |          |         |
|-----------|----------------------|----------|----------|----------|----------|----------|---------------------|----------|----------|---------|
|           | La-Stelle            | Ank. FDA | Ank. FLG | Ank. FFS | Abf. FFS | Ank. FNH | Ank. FNH            | Ank. FFS | Ank. FLG | Ank. FD |
| NULL 0%   | 0%                   | 0,108    | 0,278    | 0,240    | 0,101    | 0,376    | 0,167               | 0,472    | 0,486    | 0,478   |
| NULL 15%  | 15%                  | 0,113    | 0,446    | 0,291    | 0,106    | 0,391    | 0,173               | 0,469    | 0,490    | 0,525   |
| NULL 70%  | 70%                  | 0,114    | 1,569    | 0,726    | 0,169    | 0,448    | 0,169               | 0,463    | 0,501    | 1,253   |



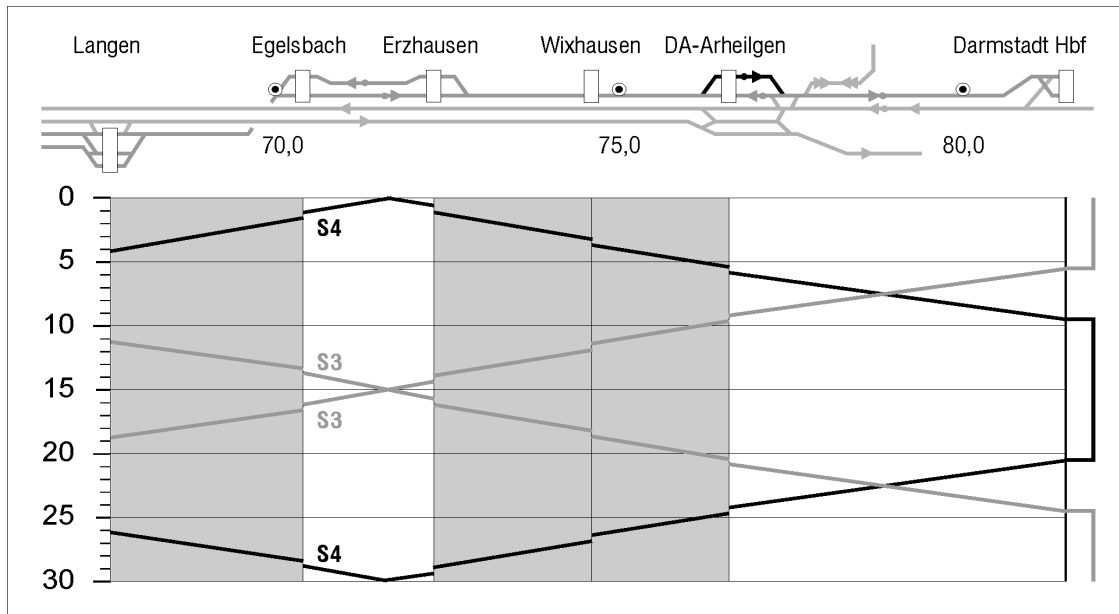
**Überschreitungshäufigkeiten kritischer Verspätungen [%]**

| Varianten | Fahrtrichtung Norden |          |          |          |          |          | Fahrtrichtung Süden |          |          |         |
|-----------|----------------------|----------|----------|----------|----------|----------|---------------------|----------|----------|---------|
|           | La-Stelle            | Ank. FDA | Ank. FLG | Ank. FFS | Abf. FFS | Ank. FNH | Ank. FNH            | Ank. FFS | Ank. FLG | Ank. FD |
| NULL 0%   | 0%                   | 1,00     | 2,28     | 2,11     | 1,81     | 6,36     | 0,83                | 8,17     | 7,67     | 7,07    |
| NULL 15%  | 15%                  | 0,94     | 3,44     | 2,42     | 2,06     | 6,61     | 0,92                | 8,56     | 7,70     | 7,40    |
| NULL 70%  | 70%                  | 1,06     | 14,94    | 6,03     | 4,50     | 7,48     | 0,83                | 8,72     | 7,97     | 12,07   |



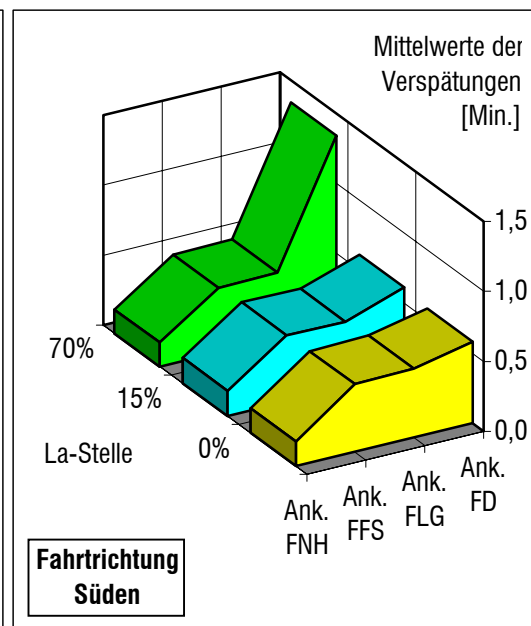
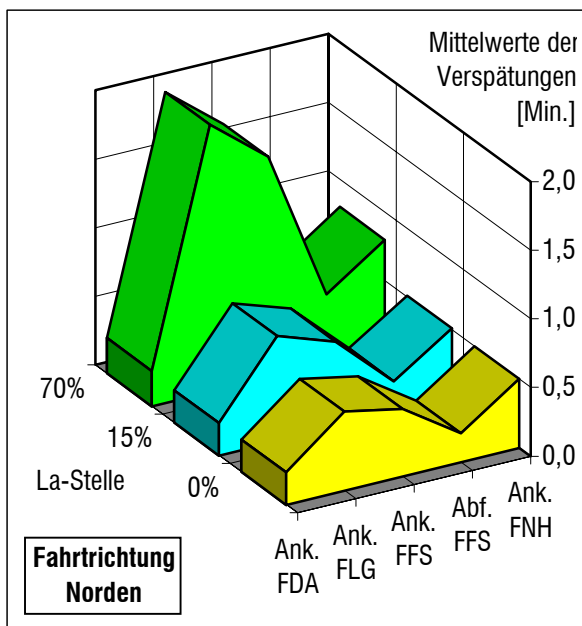
### 11.2 Variante A

#### Strecken- und Bildfahrplan



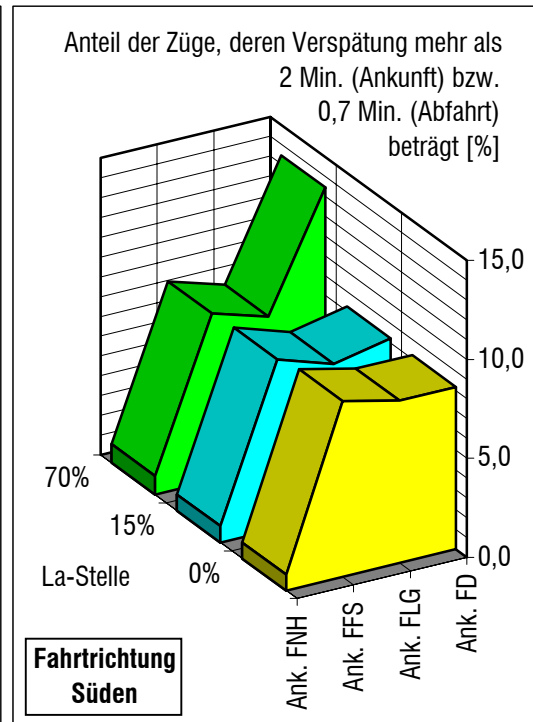
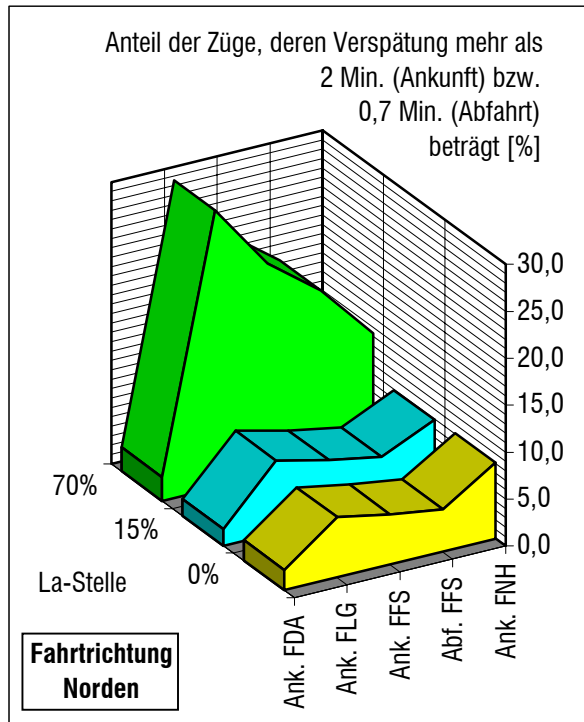
#### Mittelwerte der Verspätungen [Min.]

|   | Fahrtrichtung Norden |          |          |          |          |          | Fahrtrichtung Süden |          |          |         |
|---|----------------------|----------|----------|----------|----------|----------|---------------------|----------|----------|---------|
|   | La-Stelle            | Ank. FDA | Ank. FLG | Ank. FFS | Abf. FFS | Ank. FNH | Ank. FNH            | Ank. FFS | Ank. FLG | Ank. FD |
| A | 0%                   | 0,235    | 0,575    | 0,490    | 0,210    | 0,501    | 0,177               | 0,482    | 0,493    | 0,581   |
| A | 15%                  | 0,234    | 0,766    | 0,622    | 0,229    | 0,512    | 0,181               | 0,476    | 0,470    | 0,612   |
| A | 70%                  | 0,256    | 1,946    | 1,609    | 0,502    | 0,798    | 0,170               | 0,458    | 0,467    | 1,344   |



**Überschreitungshäufigkeiten kritischer Verspätungen [%]**

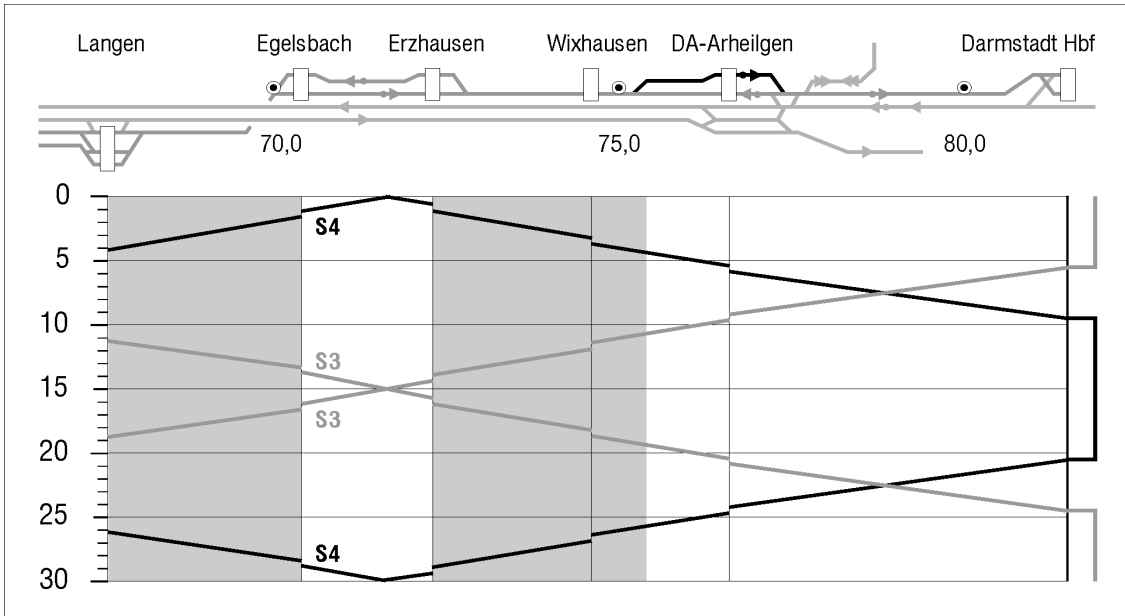
|           |           | Fahrtrichtung Norden |          |          |          |          |          | Fahrtrichtung Süden |          |         |      |
|-----------|-----------|----------------------|----------|----------|----------|----------|----------|---------------------|----------|---------|------|
| Varianten | La-Stelle | Ank. FDA             | Ank. FLG | Ank. FFS | Abf. FFS | Ank. FNH | Ank. FNH | Ank. FFS            | Ank. FLG | Ank. FD |      |
|           |           | A                    | 0%       | 2,17     | 6,42     | 5,33     | 4,50     | 8,09                | 0,81     | 8,89    | 8,20 |
| A         | 15%       | 1,78                 | 7,69     | 6,33     | 5,33     | 7,88     | 0,83     | 8,56                | 7,63     | 8,23    |      |
| A         | 70%       | 2,53                 | 29,58    | 22,50    | 18,31    | 12,33    | 0,94     | 8,47                | 7,60     | 13,43   |      |





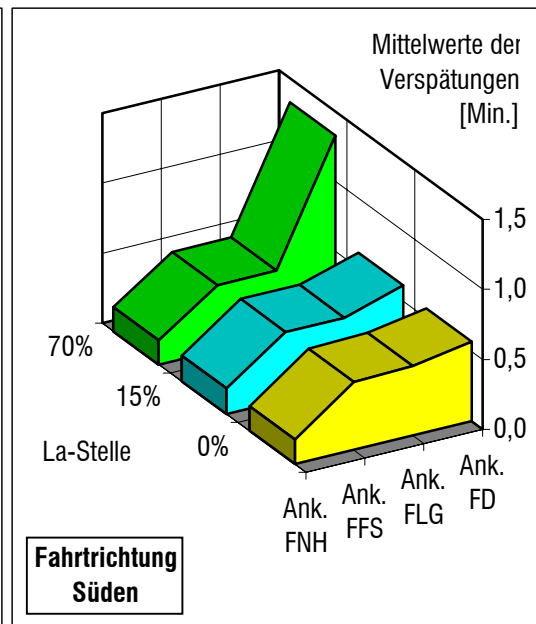
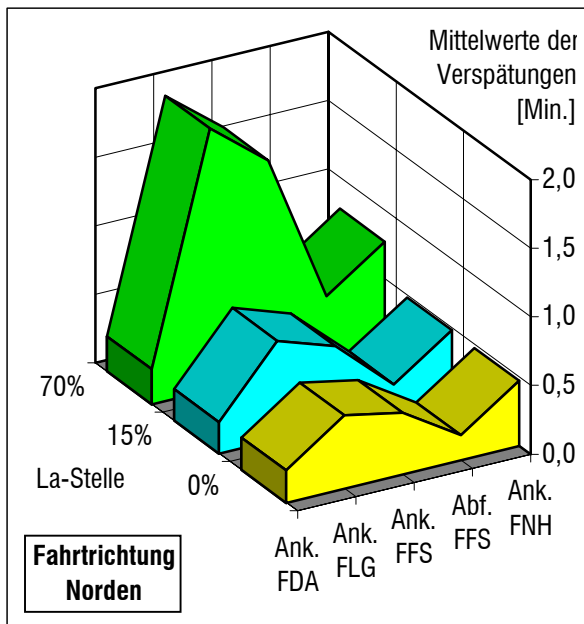
### 11.3 Variante B

#### Strecken- und Bildfahrplan



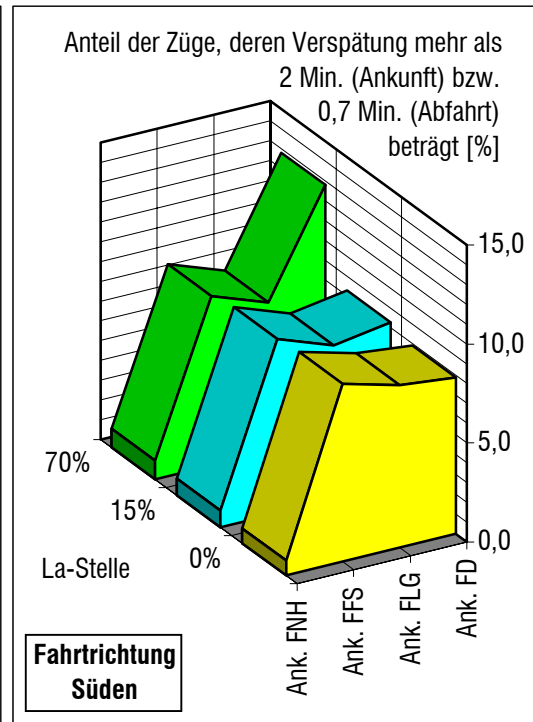
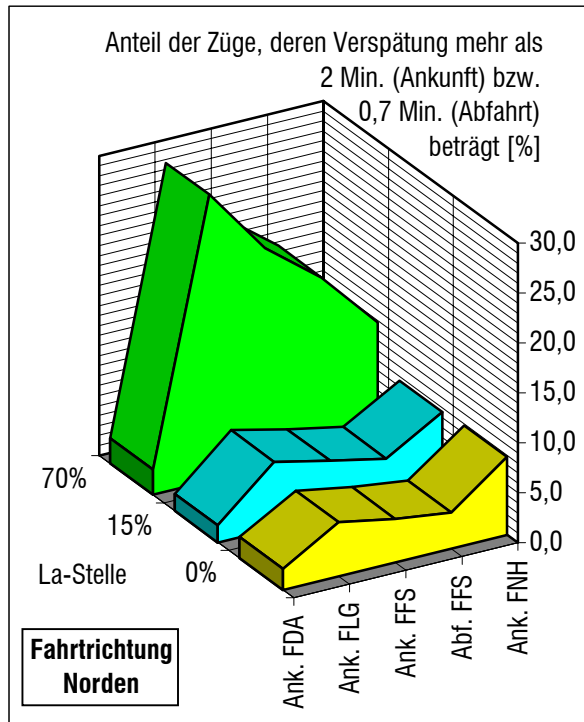
#### Mittelwerte der Verspätungen [Min.]

| Varianten | Fahrtrichtung Norden |          |          |          |          |          | Fahrtrichtung Süden |          |          |         |
|-----------|----------------------|----------|----------|----------|----------|----------|---------------------|----------|----------|---------|
|           | La-Stelle            | Ank. FDA | Ank. FLG | Ank. FFS | Abf. FFS | Ank. FNH | Ank. FNH            | Ank. FFS | Ank. FLG | Ank. FD |
| B         | 0%                   | 0,235    | 0,533    | 0,449    | 0,180    | 0,475    | 0,174               | 0,485    | 0,495    | 0,566   |
| B         | 15%                  | 0,229    | 0,716    | 0,575    | 0,193    | 0,482    | 0,183               | 0,487    | 0,482    | 0,612   |
| B         | 70%                  | 0,254    | 1,902    | 1,569    | 0,475    | 0,769    | 0,173               | 0,464    | 0,464    | 1,329   |



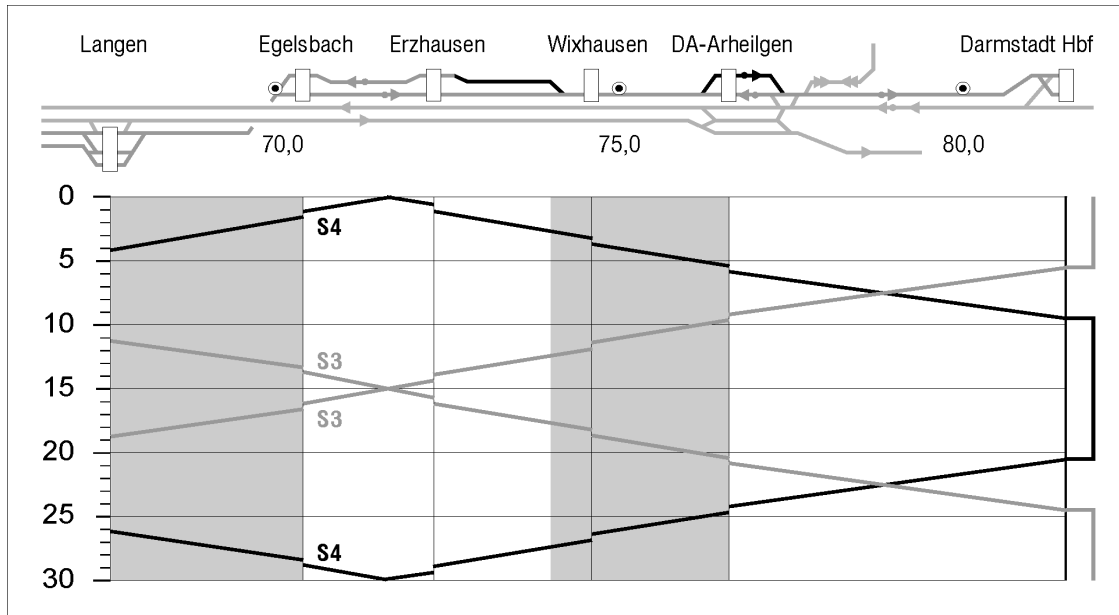
**Überschreitungshäufigkeiten kritischer Verspätungen [%]**

| Varianten | Fahrtrichtung Norden |          |          |          |          |          |          | Fahrtrichtung Süden |          |         |  |
|-----------|----------------------|----------|----------|----------|----------|----------|----------|---------------------|----------|---------|--|
|           | La-Stelle            | Ank. FDA | Ank. FLG | Ank. FFS | Abf. FFS | Ank. FNH | Ank. FNH | Ank. FFS            | Ank. FLG | Ank. FD |  |
| B         | 0%                   | 2,11     | 5,39     | 4,36     | 3,64     | 7,82     | 0,75     | 8,97                | 8,20     | 7,90    |  |
| B         | 15%                  | 1,67     | 6,69     | 5,42     | 4,28     | 7,55     | 0,86     | 8,83                | 7,80     | 8,27    |  |
| B         | 70%                  | 2,50     | 28,72    | 21,94    | 17,67    | 11,79    | 0,94     | 8,56                | 7,53     | 12,80   |  |



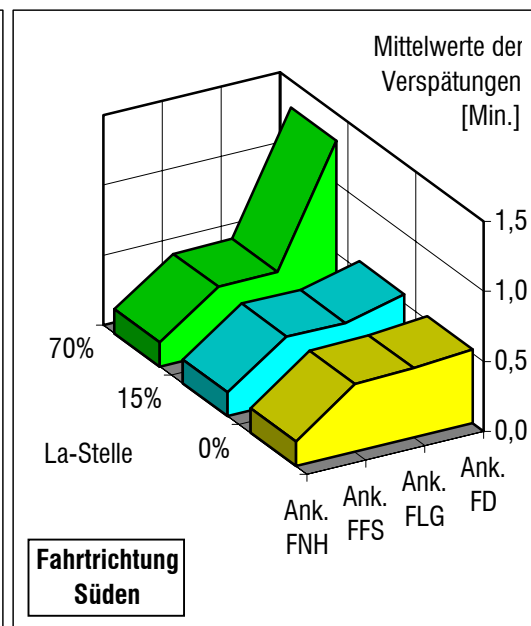
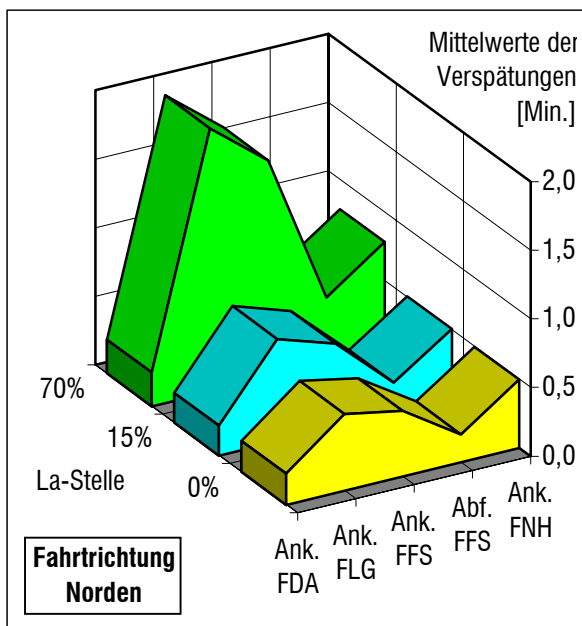
### 11.4 Variante Z

#### Strecken- und Bildfahrplan



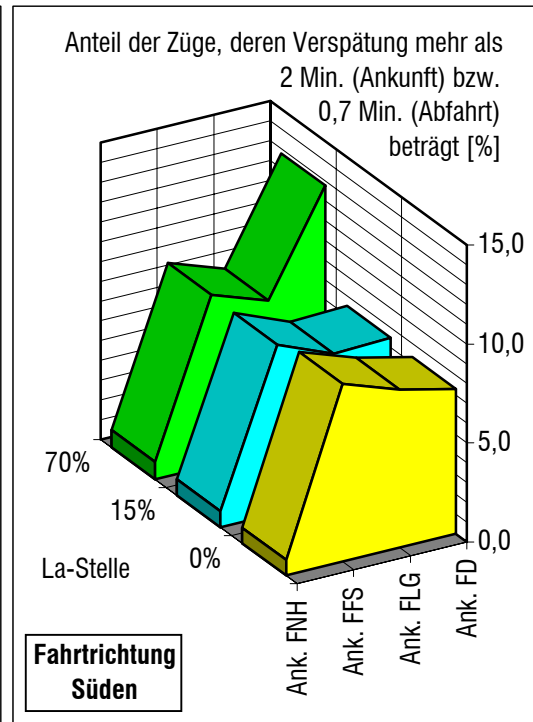
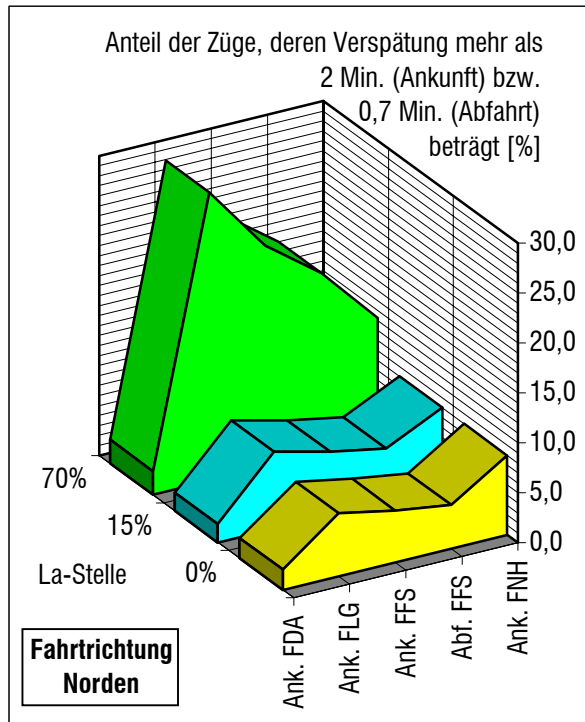
#### Mittelwerte der Verspätungen [Min.]

| Varianten | Fahrtrichtung Norden |          |          |          |          |          | Fahrtrichtung Süden |          |          |         |
|-----------|----------------------|----------|----------|----------|----------|----------|---------------------|----------|----------|---------|
|           | La-Stelle            | Ank. FDA | Ank. FLG | Ank. FFS | Abf. FFS | Ank. FNH | Ank. FNH            | Ank. FFS | Ank. FLG | Ank. FD |
| Z         | 0%                   | 0,225    | 0,558    | 0,475    | 0,202    | 0,498    | 0,174               | 0,486    | 0,494    | 0,527   |
| Z         | 15%                  | 0,217    | 0,745    | 0,606    | 0,218    | 0,505    | 0,169               | 0,468    | 0,460    | 0,562   |
| Z         | 70%                  | 0,244    | 1,920    | 1,583    | 0,482    | 0,781    | 0,171               | 0,466    | 0,469    | 1,307   |



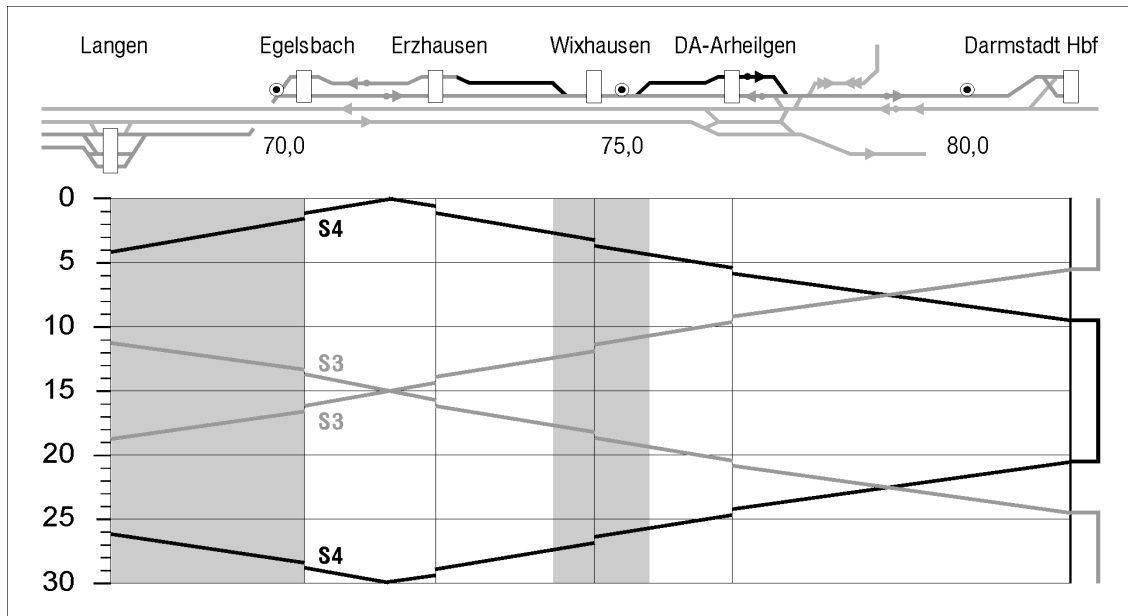
**Überschreitungshäufigkeiten kritischer Verspätungen [%]**

|           |     | Fahrtrichtung Norden |           |          |          |          |          | Fahrtrichtung Süden |          |         |      |
|-----------|-----|----------------------|-----------|----------|----------|----------|----------|---------------------|----------|---------|------|
| Varianten |     | Ank. FDA             | Ank. FLG  | Ank. FFS | Abf. FFS | Ank. FNH | Ank. FNH | Ank. FFS            | Ank. FLG | Ank. FD |      |
|           |     | Z                    | La-Stelle | 2,00     | 6,28     | 5,19     | 4,39     | 7,97                | 0,78     | 8,97    | 8,00 |
| Z         | 15% | 1,81                 | 7,67      | 6,33     | 5,25     | 8,00     | 0,83     | 8,53                | 7,37     | 7,50    |      |
| Z         | 70% | 2,36                 | 28,92     | 22,22    | 18,08    | 12,24    | 0,89     | 8,64                | 7,63     | 12,77   |      |



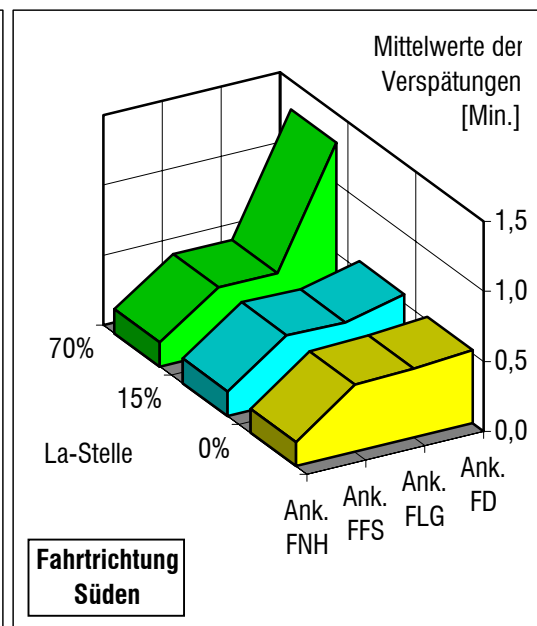
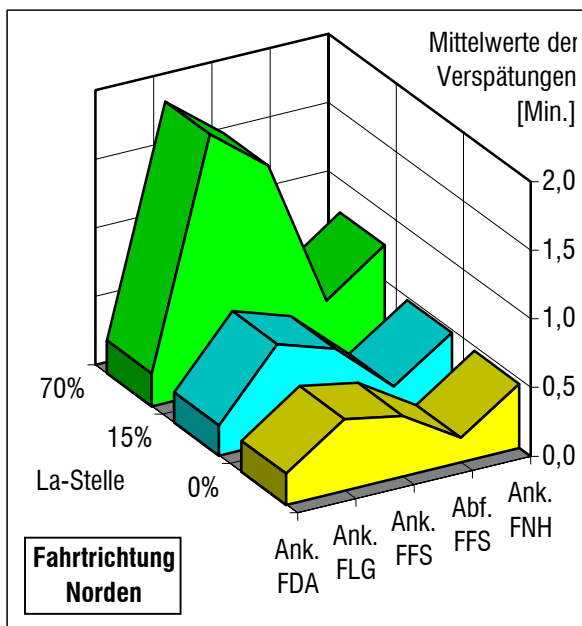
### 11.5 Variante BZ

#### Strecken- und Bildfahrplan



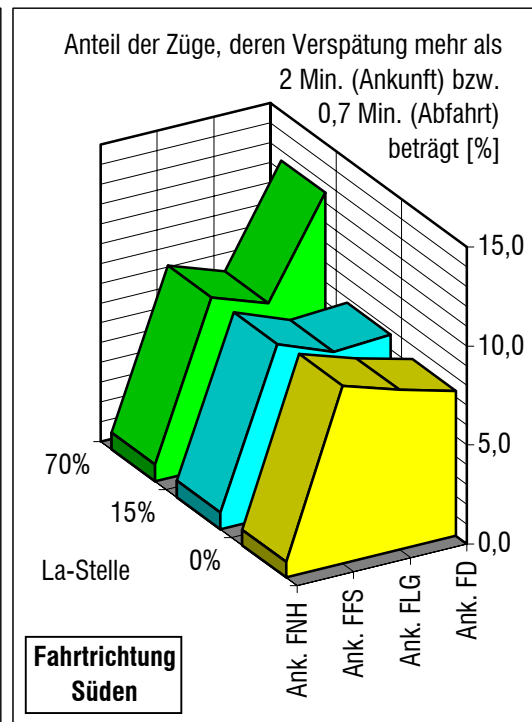
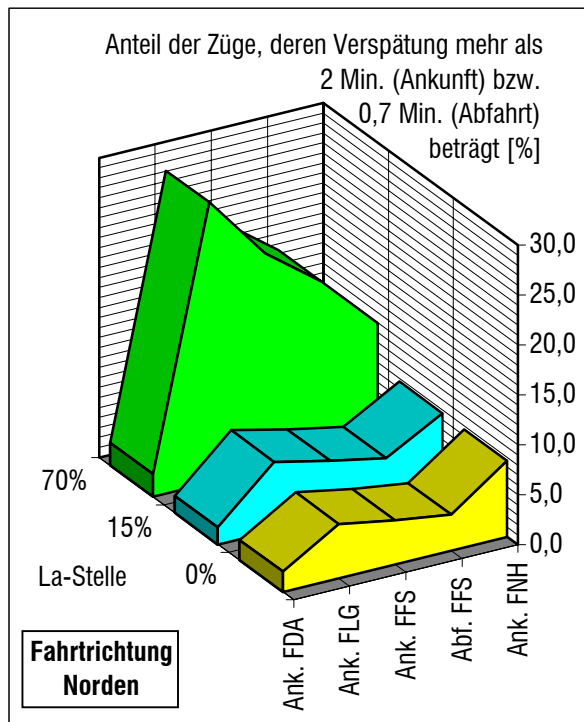
#### Mittelwerte der Verspätungen [Min.]

| Varianten | Fahrtrichtung Norden |          |          |          |          |          | Fahrtrichtung Süden |          |          |         |
|-----------|----------------------|----------|----------|----------|----------|----------|---------------------|----------|----------|---------|
|           | La-Stelle            | Ank. FDA | Ank. FLG | Ank. FFS | Abf. FFS | Ank. FNH | Ank. FNH            | Ank. FFS | Ank. FLG | Ank. FD |
| BZ 0%     | 0%                   | 0,225    | 0,521    | 0,441    | 0,176    | 0,467    | 0,172               | 0,480    | 0,493    | 0,523   |
| BZ 15%    | 15%                  | 0,219    | 0,708    | 0,569    | 0,190    | 0,477    | 0,176               | 0,477    | 0,465    | 0,565   |
| BZ 70%    | 70%                  | 0,237    | 1,875    | 1,542    | 0,456    | 0,759    | 0,171               | 0,463    | 0,463    | 1,292   |



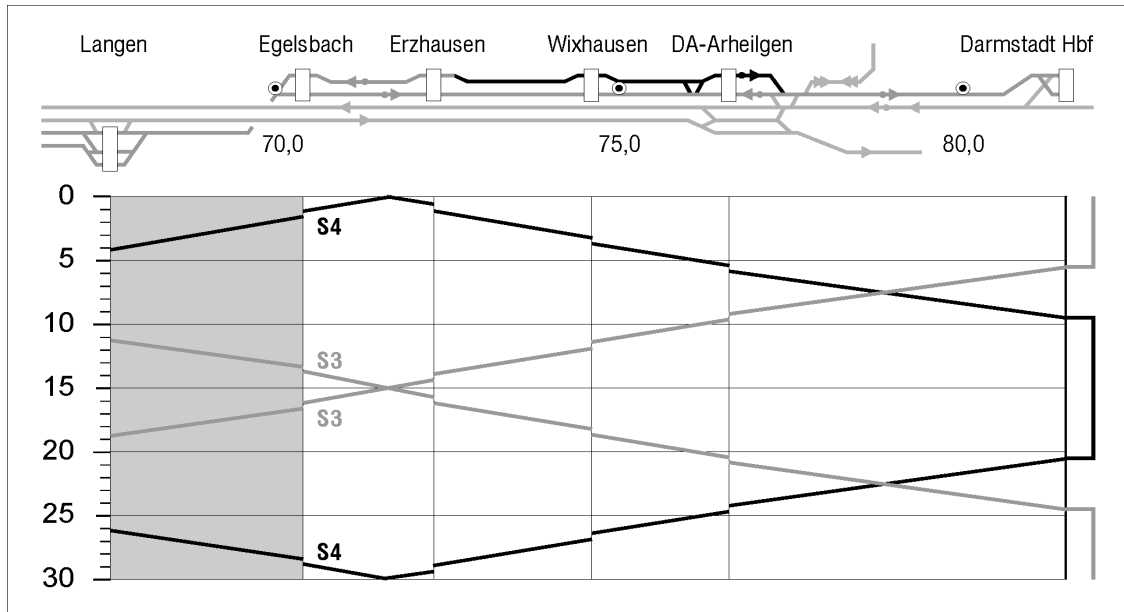
### Überschreitungshäufigkeiten kritischer Verspätungen [%]

| Varianten | Fahrtrichtung Norden |          |          |          |          |          |          | Fahrtrichtung Süden |          |         |  |
|-----------|----------------------|----------|----------|----------|----------|----------|----------|---------------------|----------|---------|--|
|           | La-Stelle            | Ank. FDA | Ank. FLG | Ank. FFS | Abf. FFS | Ank. FNH | Ank. FNH | Ank. FFS            | Ank. FLG | Ank. FD |  |
| BZ 0%     | 0%                   | 2,00     | 5,42     | 4,39     | 3,61     | 7,61     | 0,78     | 8,97                | 8,07     | 7,33    |  |
| BZ 15%    | 15%                  | 1,69     | 6,89     | 5,61     | 4,50     | 7,64     | 0,86     | 8,67                | 7,57     | 7,73    |  |
| BZ 70%    | 70%                  | 2,25     | 28,14    | 21,64    | 17,44    | 11,88    | 0,86     | 8,61                | 7,60     | 12,50   |  |



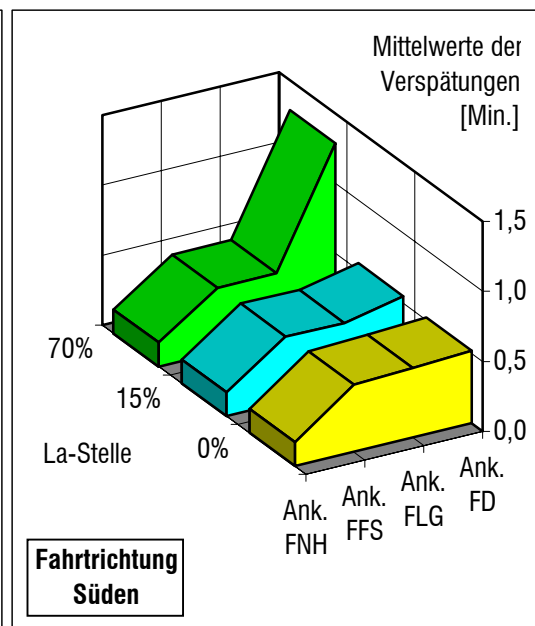
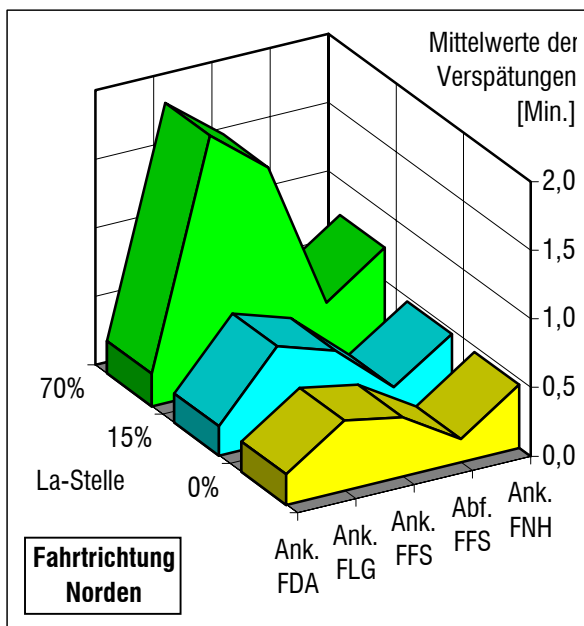
### 11.6 Variante BWZ

#### Strecken- und Bildfahrplan



#### Mittelwerte der Verspätungen [Min.]

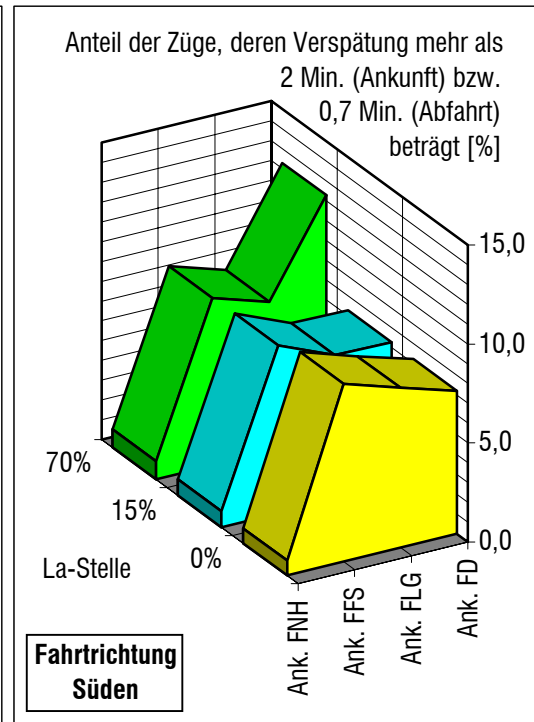
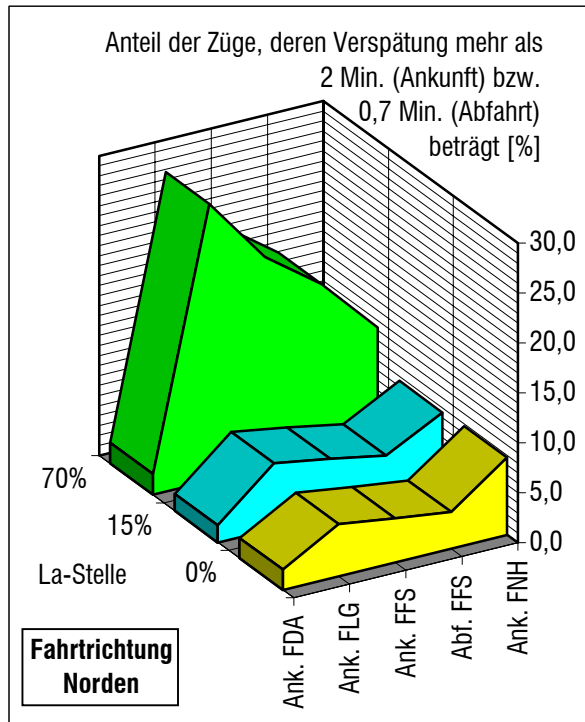
| Varianten | Fahrtrichtung Norden |          |          |          |          |          | Fahrtrichtung Süden |          |          |         |
|-----------|----------------------|----------|----------|----------|----------|----------|---------------------|----------|----------|---------|
|           | La-Stelle            | Ank. FDA | Ank. FLG | Ank. FFS | Abf. FFS | Ank. FNH | Ank. FNH            | Ank. FFS | Ank. FLG | Ank. FD |
| BWZ 0%    | 0%                   | 0,221    | 0,508    | 0,428    | 0,168    | 0,460    | 0,169               | 0,479    | 0,495    | 0,517   |
| BWZ 15%   | 15%                  | 0,213    | 0,690    | 0,556    | 0,187    | 0,469    | 0,169               | 0,467    | 0,459    | 0,548   |
| BWZ 70%   | 70%                  | 0,235    | 1,867    | 1,531    | 0,444    | 0,738    | 0,170               | 0,458    | 0,463    | 1,287   |



**Überschreitungshäufigkeiten kritischer Verspätungen [%]**

|           |           | Fahrtrichtung Norden |          |          |          |          |
|-----------|-----------|----------------------|----------|----------|----------|----------|
| Varianten | La-Stelle | Ank. FDA             | Ank. FLG | Ank. FFS | Abf. FFS | Ank. FNH |
| BWZ       | 0%        | 2,00                 | 5,19     | 4,39     | 3,67     | 7,73     |
| BWZ       | 15%       | 1,69                 | 6,53     | 5,61     | 4,56     | 7,52     |
| BWZ       | 70%       | 2,08                 | 27,78    | 21,06    | 17,00    | 11,24    |

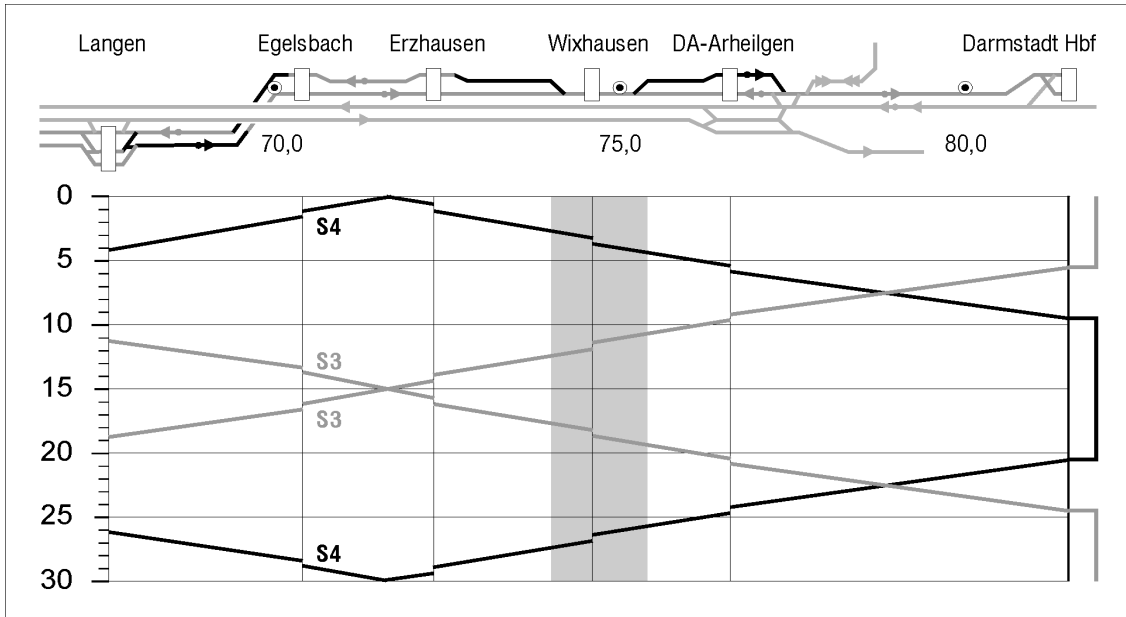
|           |           | Fahrtrichtung Süden |          |          |         |
|-----------|-----------|---------------------|----------|----------|---------|
| Varianten | La-Stelle | Ank. FNH            | Ank. FFS | Ank. FLG | Ank. FD |
| BWZ       | 0%        | 0,75                | 8,97     | 8,07     | 7,23    |
| BWZ       | 15%       | 0,83                | 8,50     | 7,30     | 7,27    |
| BWZ       | 70%       | 0,92                | 8,47     | 7,57     | 12,27   |





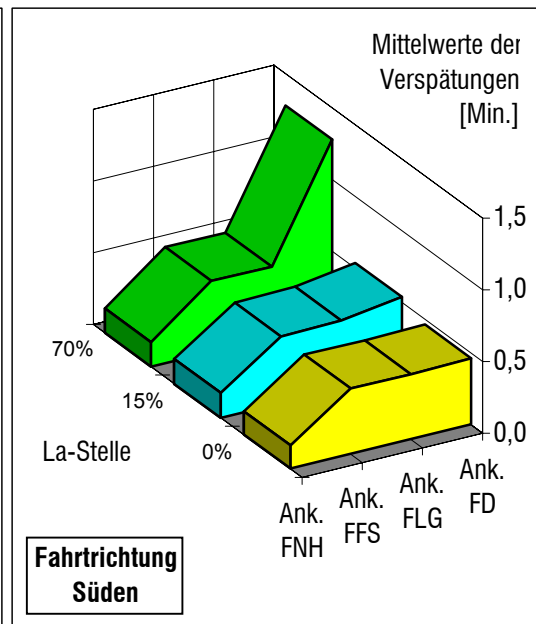
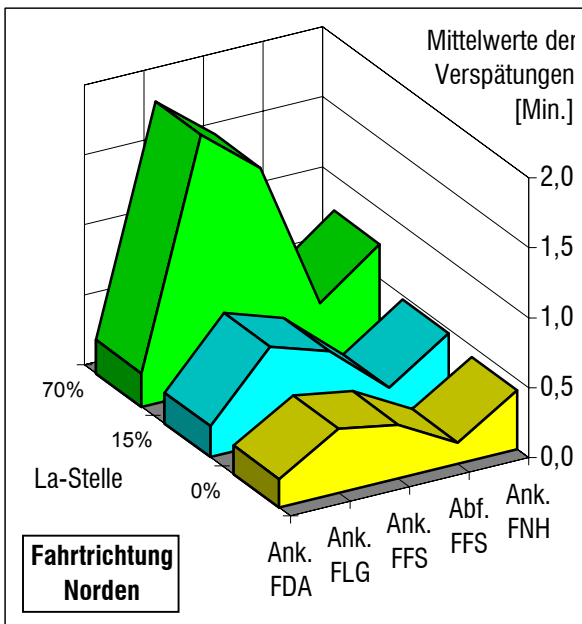
### 11.7 Variante BZX

#### Strecken- und Bildfahrplan



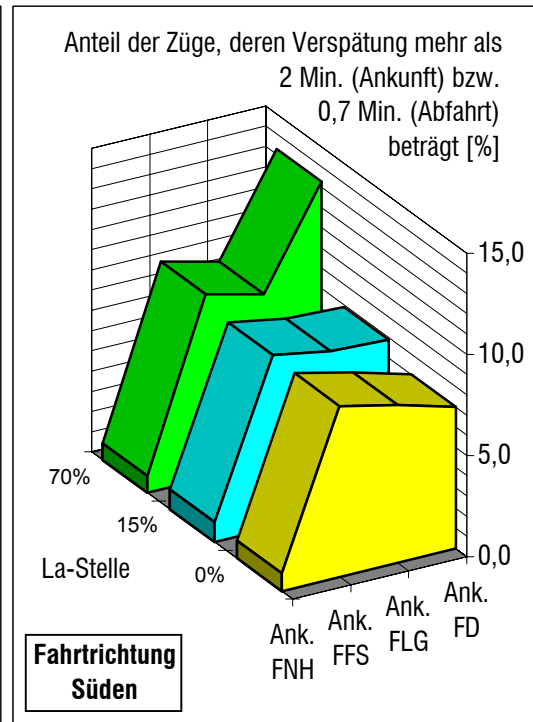
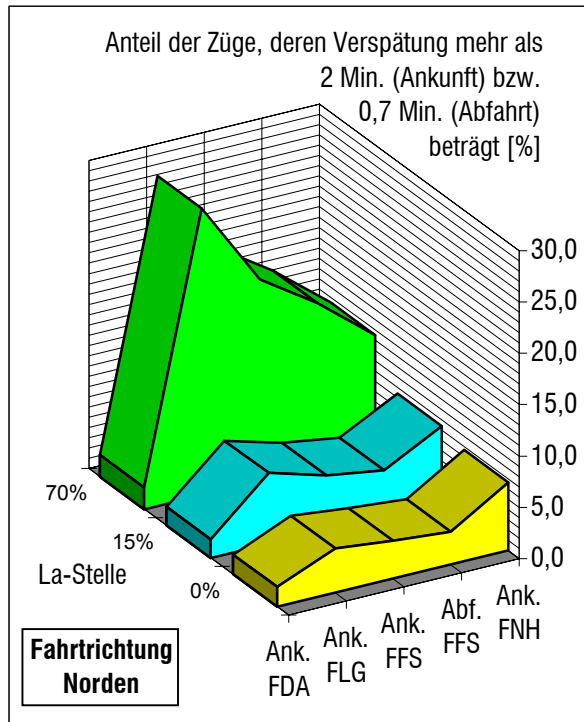
#### Mittelwerte der Verspätungen [Min.]

| Varianten | Fahrtrichtung Norden |          |          |          |          |          | Fahrtrichtung Süden |          |          |         |
|-----------|----------------------|----------|----------|----------|----------|----------|---------------------|----------|----------|---------|
|           | La-Stelle            | Ank. FDA | Ank. FLG | Ank. FFS | Abf. FFS | Ank. FNH | Ank. FNH            | Ank. FFS | Ank. FLG | Ank. FD |
| BZX 0%    | 0%                   | 0,202    | 0,458    | 0,384    | 0,153    | 0,421    | 0,163               | 0,458    | 0,455    | 0,461   |
| BZX 15%   | 15%                  | 0,220    | 0,686    | 0,548    | 0,185    | 0,470    | 0,172               | 0,462    | 0,472    | 0,536   |
| BZX 70%   | 70%                  | 0,238    | 1,836    | 1,498    | 0,429    | 0,746    | 0,170               | 0,495    | 0,491    | 1,279   |



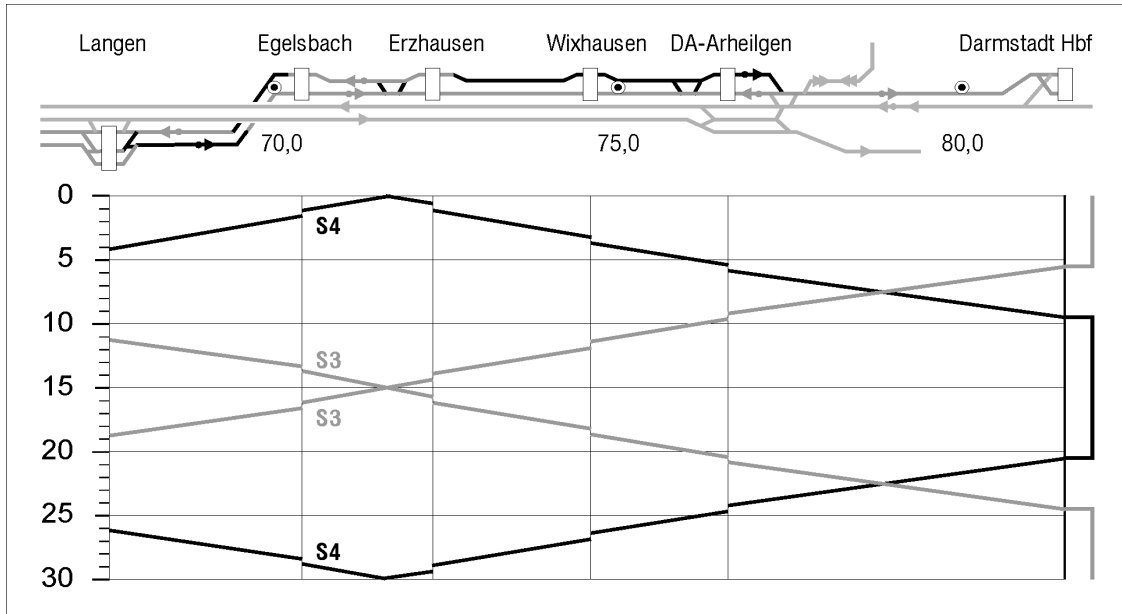
**Überschreitungshäufigkeiten kritischer Verspätungen [%]**

| Varianten | Fahrtrichtung Norden |          |          |          |          |          | Fahrtrichtung Süden |          |          |         |
|-----------|----------------------|----------|----------|----------|----------|----------|---------------------|----------|----------|---------|
|           | La-Stelle            | Ank. FDA | Ank. FLG | Ank. FFS | Abf. FFS | Ank. FNH | Ank. FNH            | Ank. FFS | Ank. FLG | Ank. FD |
| BZX 0%    | 0%                   | 1,92     | 4,33     | 3,72     | 3,22     | 6,61     | 0,86                | 8,44     | 7,80     | 7,00    |
| BZX 15%   | 15%                  | 1,83     | 6,89     | 5,33     | 4,42     | 7,36     | 0,97                | 8,53     | 8,03     | 7,90    |
| BZX 70%   | 70%                  | 2,11     | 27,94    | 19,61    | 15,97    | 11,45    | 0,83                | 9,11     | 8,40     | 13,27   |



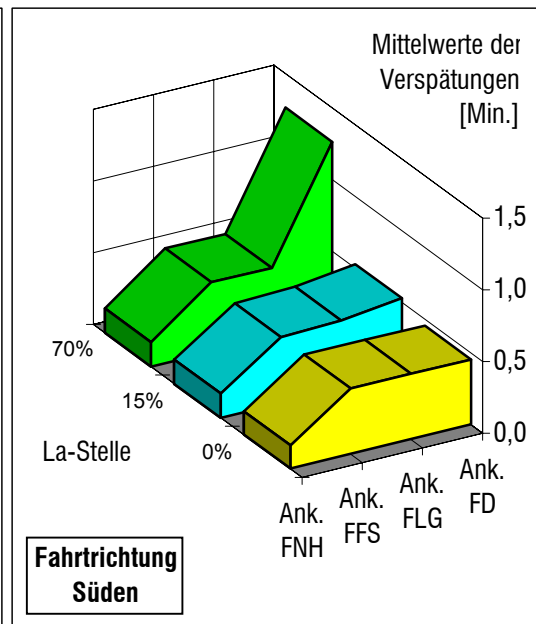
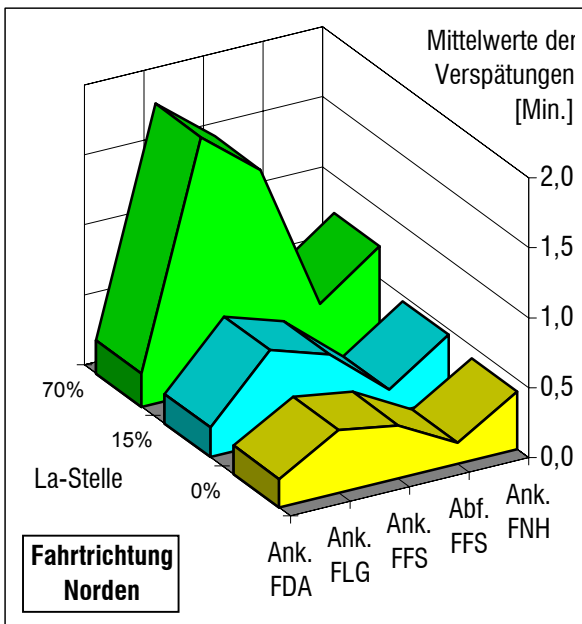
### 11.8 Variante BWZX

#### Strecken- und Bildfahrplan



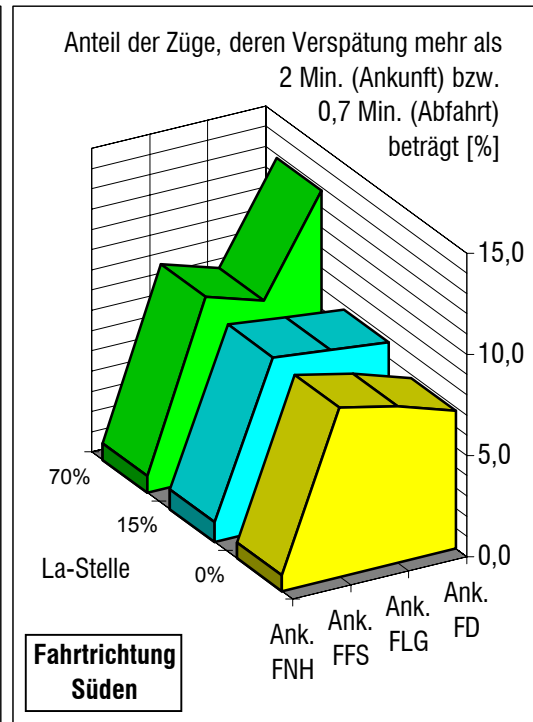
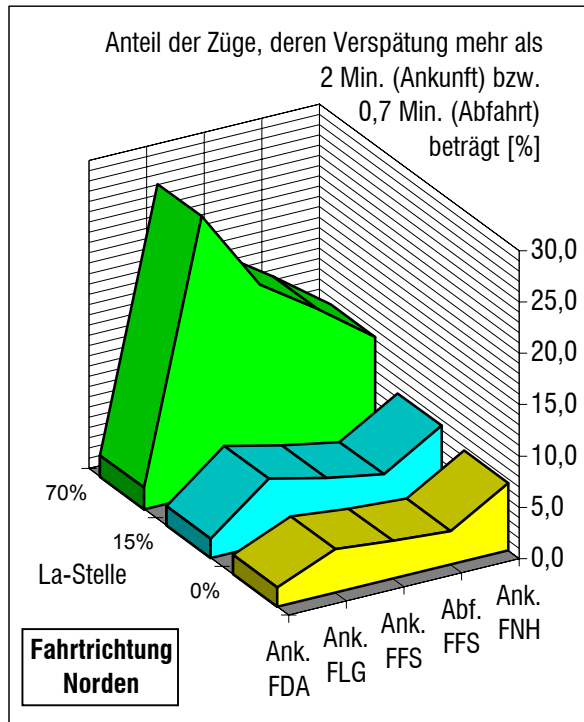
#### Mittelwerte der Verspätungen [Min.]

| Varianten | Fahrtrichtung Norden |          |          |          |          |          | Fahrtrichtung Süden |          |          |         |
|-----------|----------------------|----------|----------|----------|----------|----------|---------------------|----------|----------|---------|
|           | La-Stelle            | Ank. FDA | Ank. FLG | Ank. FFS | Abf. FFS | Ank. FNH | Ank. FNH            | Ank. FFS | Ank. FLG | Ank. FD |
| BWZX 0%   | 0%                   | 0,202    | 0,449    | 0,379    | 0,149    | 0,411    | 0,161               | 0,458    | 0,456    | 0,455   |
| BWZX 15%  | 0%                   | 0,211    | 0,660    | 0,524    | 0,171    | 0,459    | 0,167               | 0,458    | 0,472    | 0,528   |
| BWZX 70%  | 0%                   | 0,235    | 1,820    | 1,483    | 0,422    | 0,730    | 0,170               | 0,488    | 0,483    | 1,264   |



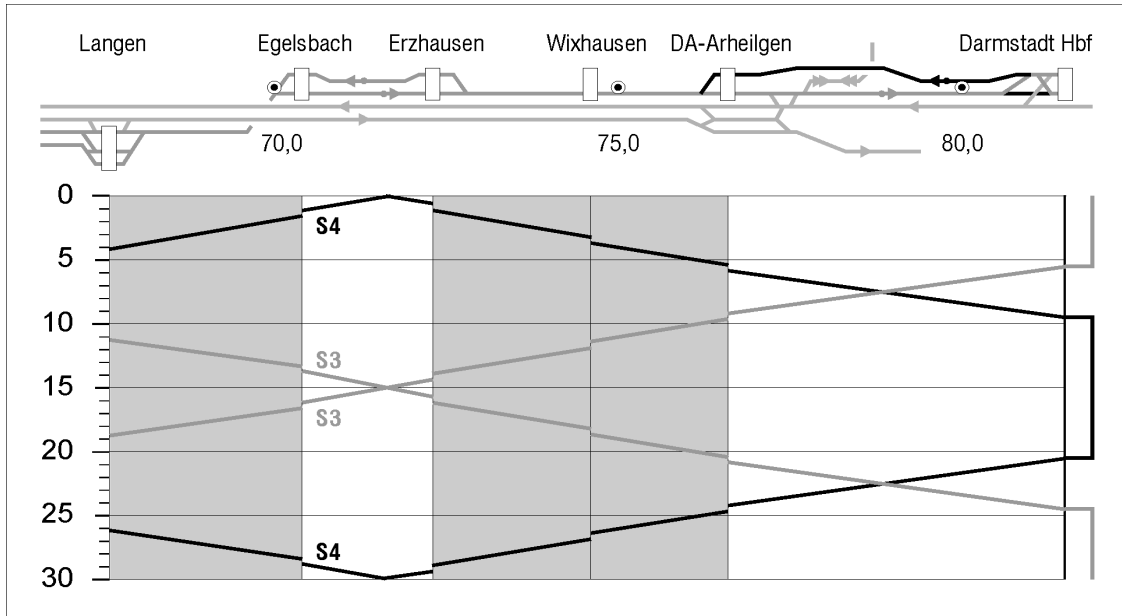
**Überschreitungshäufigkeiten kritischer Verspätungen [%]**

| Varianten | Fahrtrichtung Norden |          |          |          |          |          | Fahrtrichtung Süden |          |          |         |
|-----------|----------------------|----------|----------|----------|----------|----------|---------------------|----------|----------|---------|
|           | La-Stelle            | Ank. FDA | Ank. FLG | Ank. FFS | Abf. FFS | Ank. FNH | Ank. FNH            | Ank. FFS | Ank. FLG | Ank. FD |
| BWZX 0%   | 0%                   | 1,89     | 4,28     | 3,67     | 3,25     | 6,58     | 0,78                | 8,36     | 7,73     | 6,80    |
| BWZX 15%  | 15%                  | 1,89     | 6,39     | 5,06     | 4,03     | 7,39     | 0,97                | 8,42     | 8,07     | 7,77    |
| BWZX 70%  | 70%                  | 2,08     | 27,14    | 19,11    | 15,39    | 11,30    | 0,83                | 8,97     | 8,10     | 12,83   |



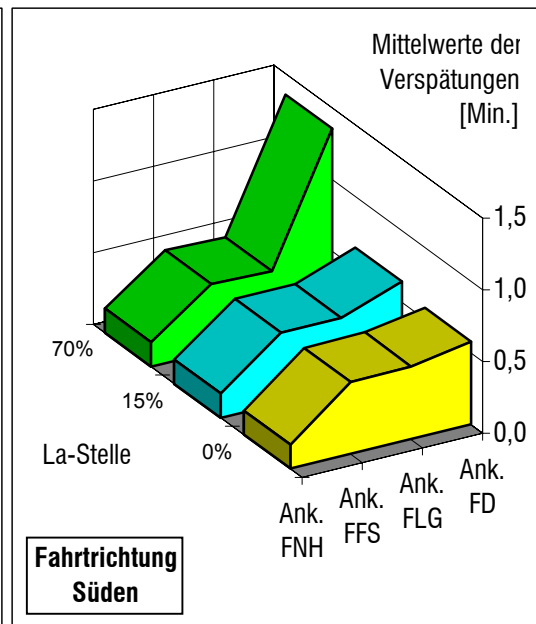
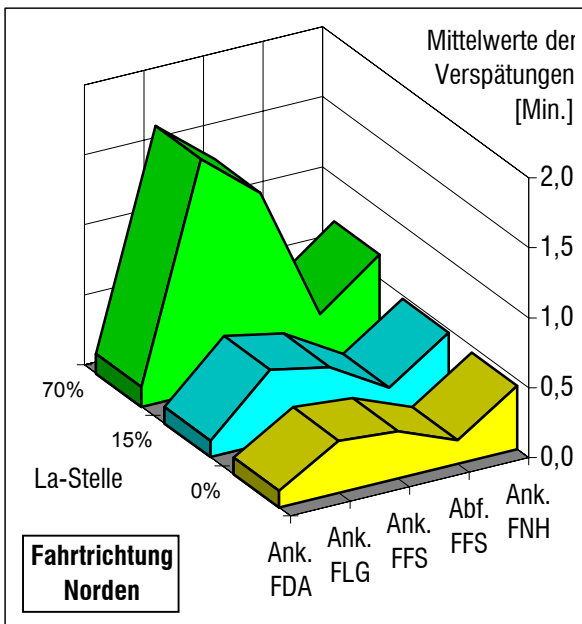
### 11.9 Variante D

#### Strecken- und Bildfahrplan



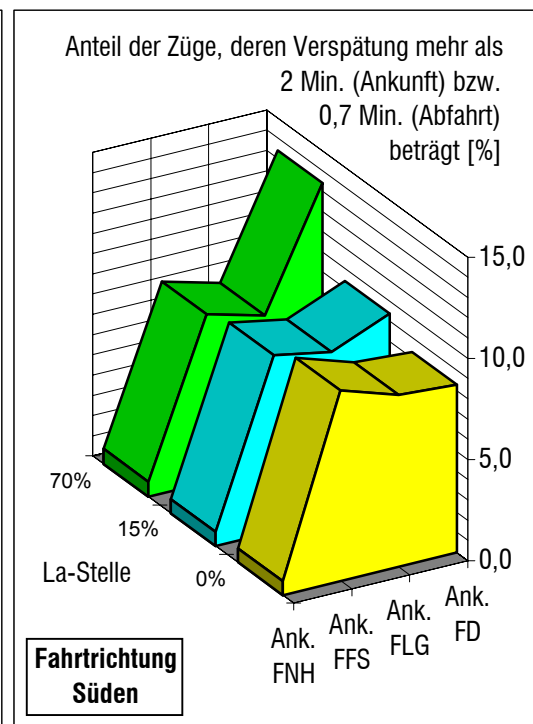
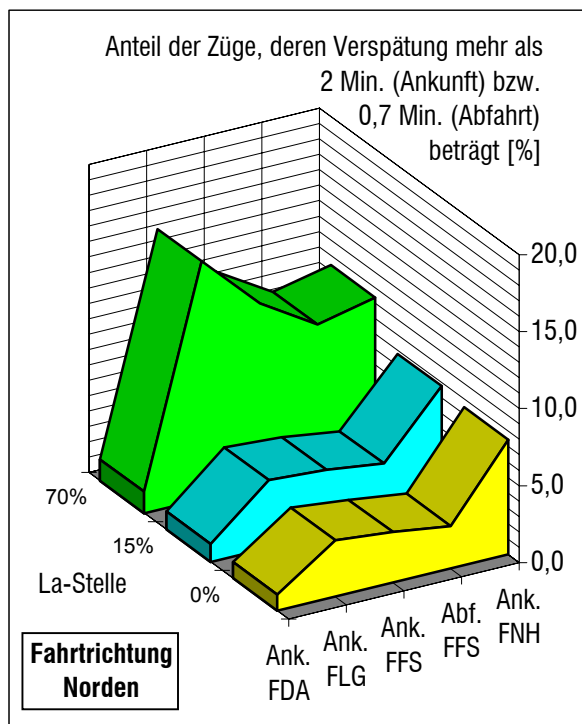
#### Mittelwerte der Verspätungen [Min.]

| Varianten | Fahrtrichtung Norden |          |          |          |          |          | Fahrtrichtung Süden |          |          |         |
|-----------|----------------------|----------|----------|----------|----------|----------|---------------------|----------|----------|---------|
|           | La-Stelle            | Ank. FDA | Ank. FLG | Ank. FFS | Abf. FFS | Ank. FNH | Ank. FNH            | Ank. FFS | Ank. FLG | Ank. FD |
| D 0%      | 0%                   | 0,119    | 0,373    | 0,337    | 0,168    | 0,452    | 0,168               | 0,504    | 0,509    | 0,580   |
| D 15%     | 15%                  | 0,117    | 0,522    | 0,435    | 0,187    | 0,476    | 0,168               | 0,490    | 0,489    | 0,642   |
| D 70%     | 70%                  | 0,141    | 1,664    | 1,319    | 0,350    | 0,670    | 0,170               | 0,474    | 0,462    | 1,355   |



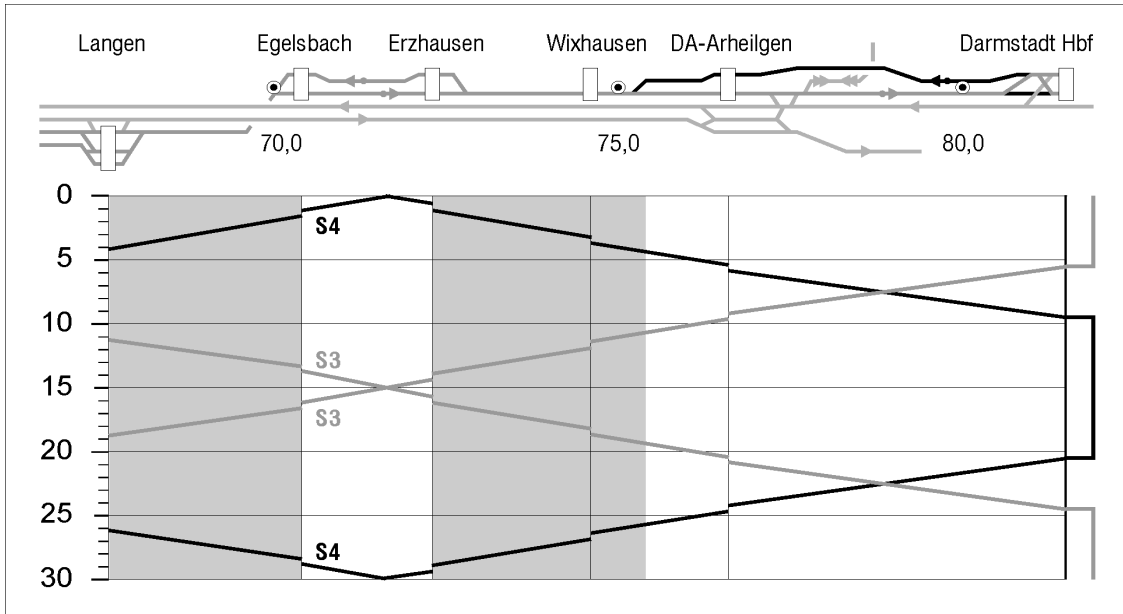
### Überschreitungshäufigkeiten kritischer Verspätungen [%]

| Varianten | Fahrtrichtung Norden |          |          |          |          |          |          | Fahrtrichtung Süden |          |         |  |
|-----------|----------------------|----------|----------|----------|----------|----------|----------|---------------------|----------|---------|--|
|           | La-Stelle            | Ank. FDA | Ank. FLG | Ank. FFS | Abf. FFS | Ank. FNH | Ank. FNH | Ank. FFS            | Ank. FLG | Ank. FD |  |
| D 0%      | 0%                   | 1,06     | 3,67     | 3,28     | 2,75     | 7,45     | 0,67     | 9,39                | 8,47     | 8,30    |  |
| D 15%     | 15%                  | 1,17     | 4,42     | 4,17     | 3,64     | 7,76     | 0,69     | 8,72                | 8,17     | 9,37    |  |
| D 70%     | 70%                  | 1,39     | 15,44    | 11,78    | 9,50     | 10,33    | 0,75     | 8,33                | 7,57     | 13,40   |  |



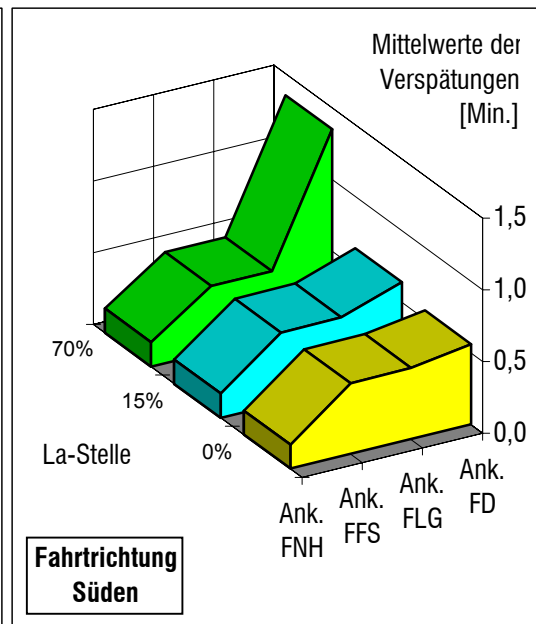
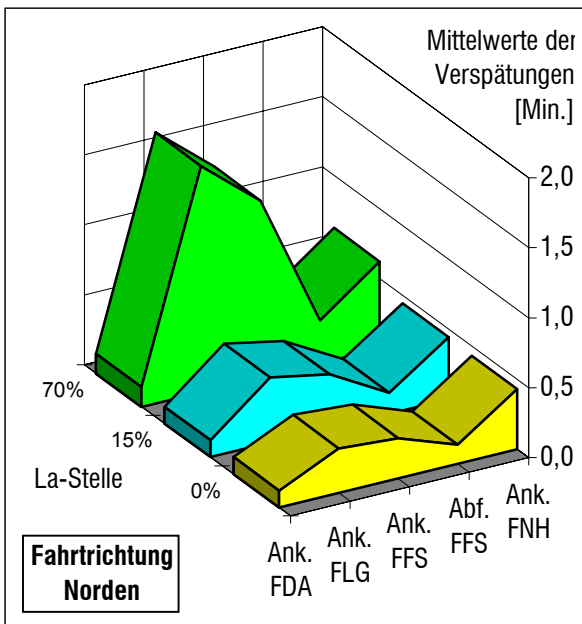
### 11.10 Variante DB

#### Strecken- und Bildfahrplan



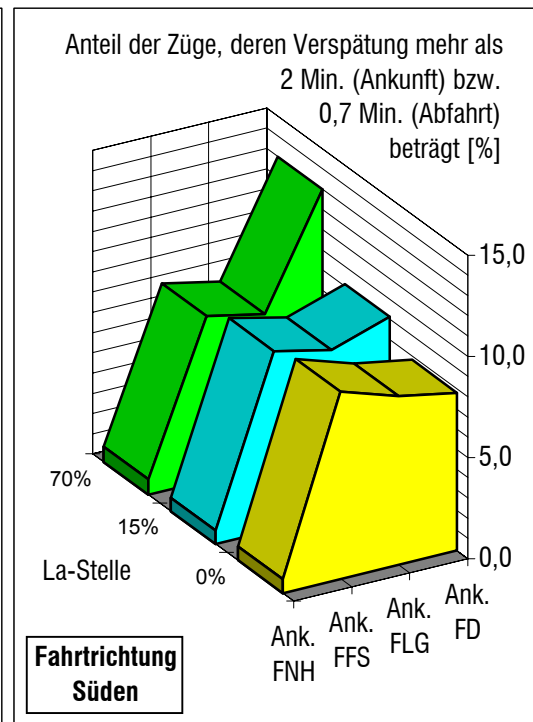
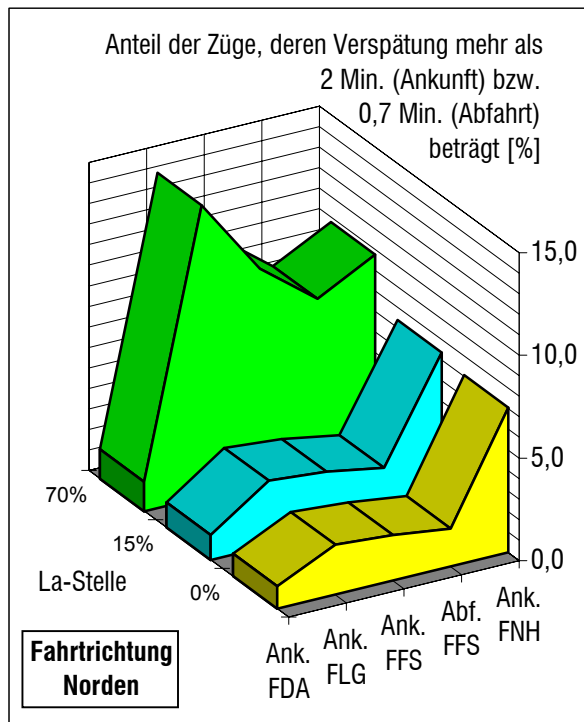
#### Mittelwerte der Verspätungen [Min.]

| Varianten | Fahrtrichtung Norden |          |          |          |          |          | Fahrtrichtung Süden |          |          |         |
|-----------|----------------------|----------|----------|----------|----------|----------|---------------------|----------|----------|---------|
|           | La-Stelle            | Ank. FDA | Ank. FLG | Ank. FFS | Abf. FFS | Ank. FNH | Ank. FNH            | Ank. FFS | Ank. FLG | Ank. FD |
| DB 0%     | 0%                   | 0,121    | 0,318    | 0,288    | 0,135    | 0,429    | 0,168               | 0,494    | 0,499    | 0,562   |
| DB 15%    | 15%                  | 0,120    | 0,467    | 0,383    | 0,150    | 0,443    | 0,168               | 0,491    | 0,493    | 0,640   |
| DB 70%    | 70%                  | 0,141    | 1,614    | 1,265    | 0,306    | 0,624    | 0,168               | 0,461    | 0,461    | 1,351   |



**Überschreitungshäufigkeiten kritischer Verspätungen [%]**

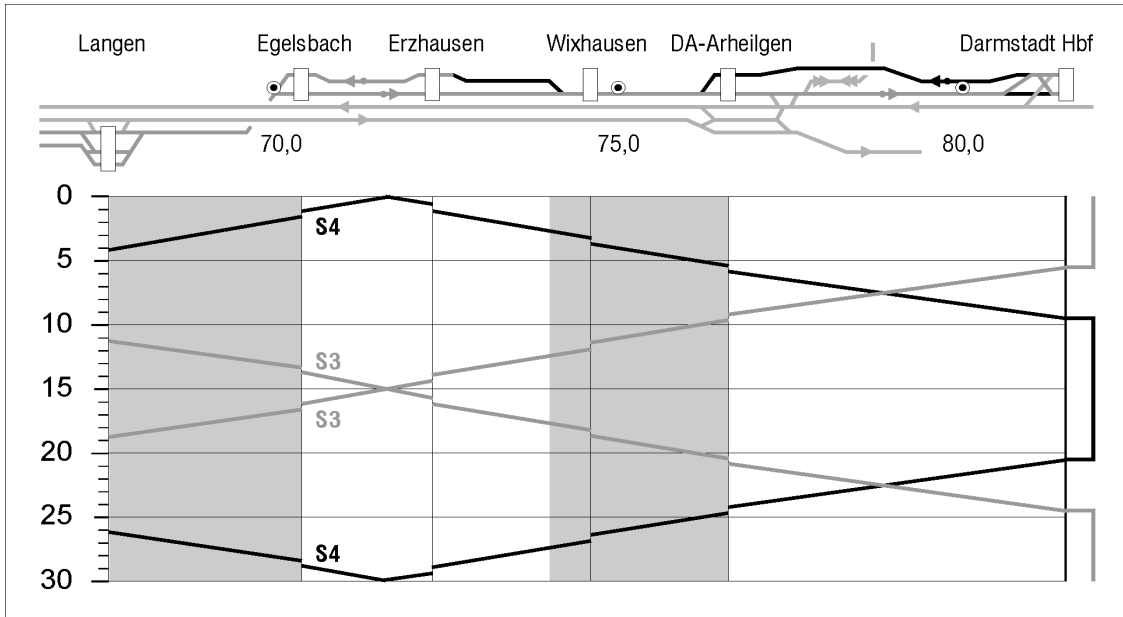
| Varianten | Fahrtrichtung Norden |          |          |          |          |          |          | Fahrtrichtung Süden |          |         |  |
|-----------|----------------------|----------|----------|----------|----------|----------|----------|---------------------|----------|---------|--|
|           | La-Stelle            | Ank. FDA | Ank. FLG | Ank. FFS | Abf. FFS | Ank. FNH | Ank. FNH | Ank. FFS            | Ank. FLG | Ank. FD |  |
| DB 0%     | 0%                   | 1,11     | 2,44     | 2,22     | 1,86     | 7,06     | 0,67     | 9,25                | 8,33     | 7,80    |  |
| DB 15%    | 15%                  | 1,22     | 3,19     | 2,94     | 2,44     | 7,36     | 0,67     | 8,83                | 8,17     | 9,13    |  |
| DB 70%    | 70%                  | 1,42     | 14,22    | 10,44    | 8,28     | 9,76     | 0,78     | 8,14                | 7,53     | 13,00   |  |





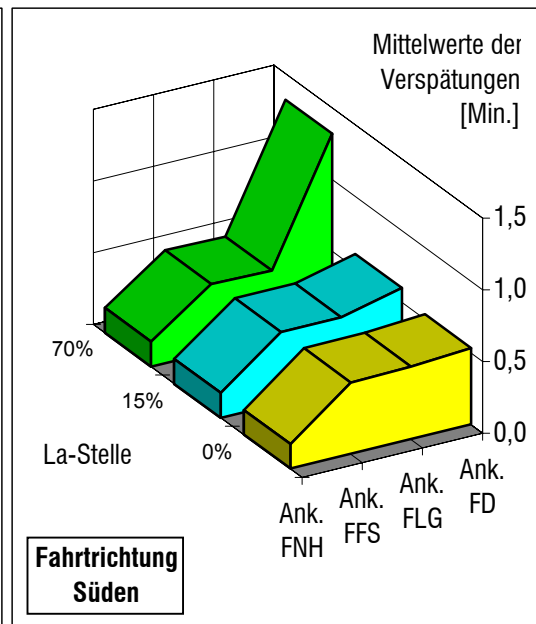
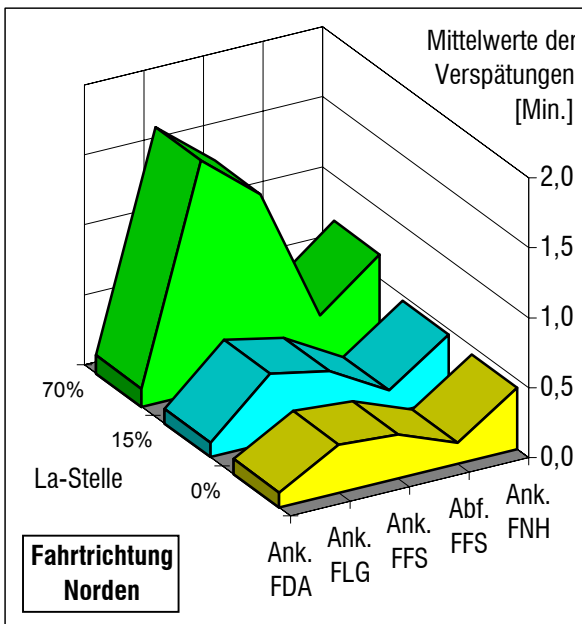
### 11.11 Variante DZ

#### Strecken- und Bildfahrplan



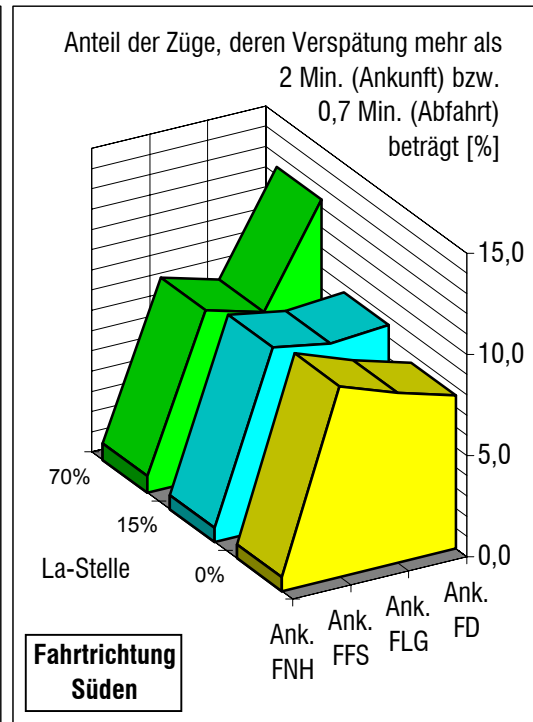
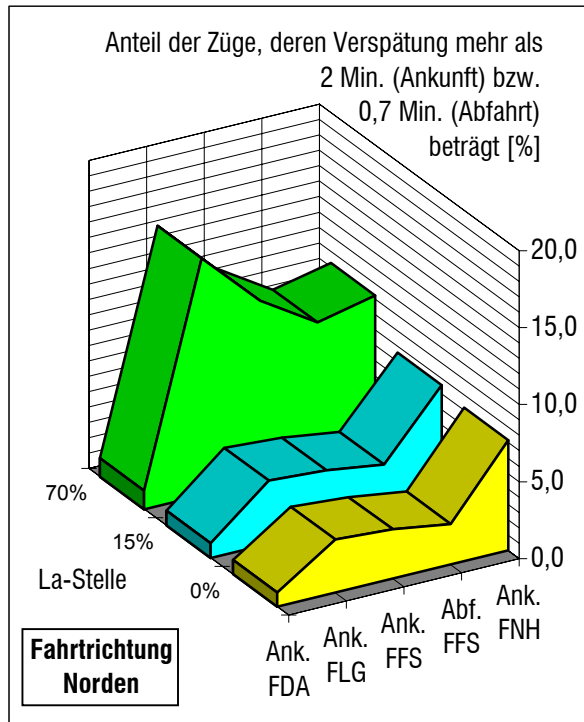
#### Mittelwerte der Verspätungen [Min.]

| Varianten | Fahrtrichtung Norden |          |          |          |          |          | Fahrtrichtung Süden |          |          |         |
|-----------|----------------------|----------|----------|----------|----------|----------|---------------------|----------|----------|---------|
|           | La-Stelle            | Ank. FDA | Ank. FLG | Ank. FFS | Abf. FFS | Ank. FNH | Ank. FNH            | Ank. FFS | Ank. FLG | Ank. FD |
| DZ 0%     | 0%                   | 0,106    | 0,345    | 0,312    | 0,150    | 0,439    | 0,170               | 0,500    | 0,505    | 0,532   |
| DZ 15%    | 15%                  | 0,105    | 0,493    | 0,407    | 0,166    | 0,461    | 0,171               | 0,496    | 0,495    | 0,600   |
| DZ 70%    | 70%                  | 0,129    | 1,655    | 1,310    | 0,341    | 0,673    | 0,173               | 0,475    | 0,465    | 1,322   |



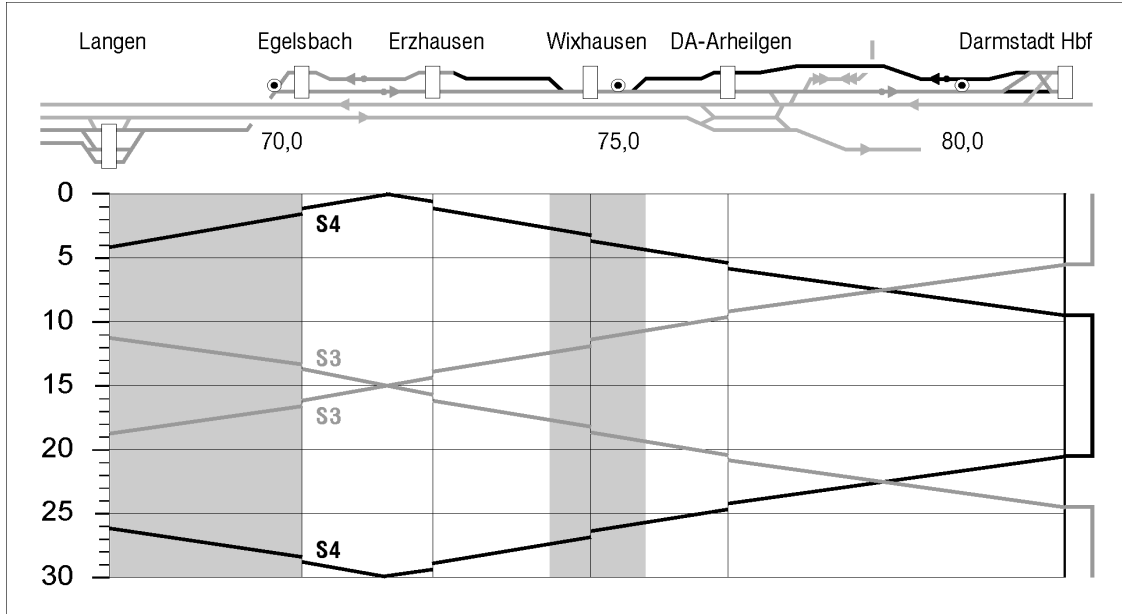
**Überschreitungshäufigkeiten kritischer Verspätungen [%]**

| Varianten | Fahrtrichtung Norden |          |          |          |          |          |          | Fahrtrichtung Süden |          |         |  |
|-----------|----------------------|----------|----------|----------|----------|----------|----------|---------------------|----------|---------|--|
|           | La-Stelle            | Ank. FDA | Ank. FLG | Ank. FFS | Abf. FFS | Ank. FNH | Ank. FNH | Ank. FFS            | Ank. FLG | Ank. FD |  |
| DZ 0%     | 0%                   | 0,94     | 3,47     | 3,19     | 2,64     | 7,15     | 0,69     | 9,42                | 8,40     | 7,57    |  |
| DZ 15%    | 15%                  | 0,97     | 4,11     | 3,86     | 3,33     | 7,58     | 0,69     | 8,92                | 8,40     | 8,63    |  |
| DZ 70%    | 70%                  | 1,19     | 15,36    | 11,72    | 9,39     | 10,21    | 0,83     | 8,33                | 7,53     | 12,40   |  |



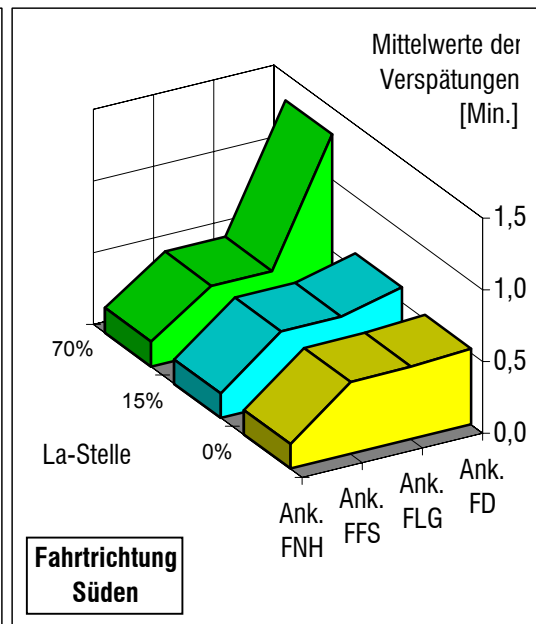
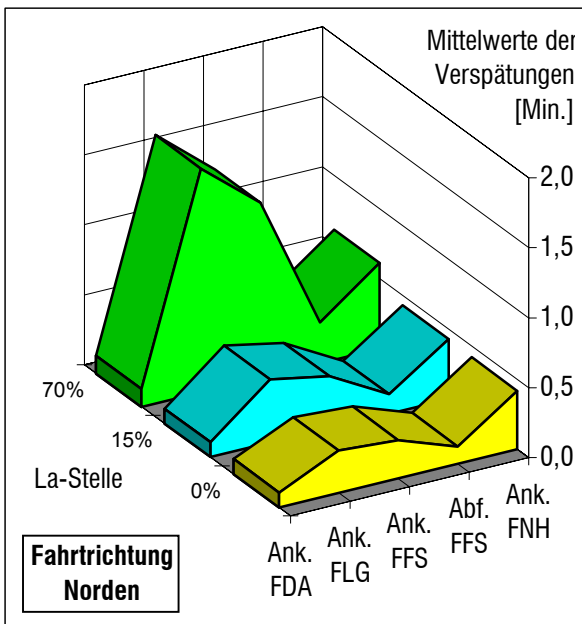
### 11.12 Variante DBZ

#### Strecken- und Bildfahrplan



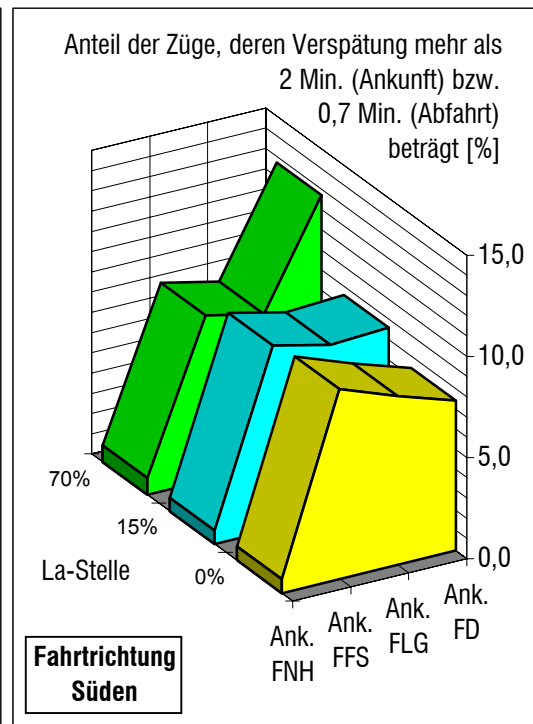
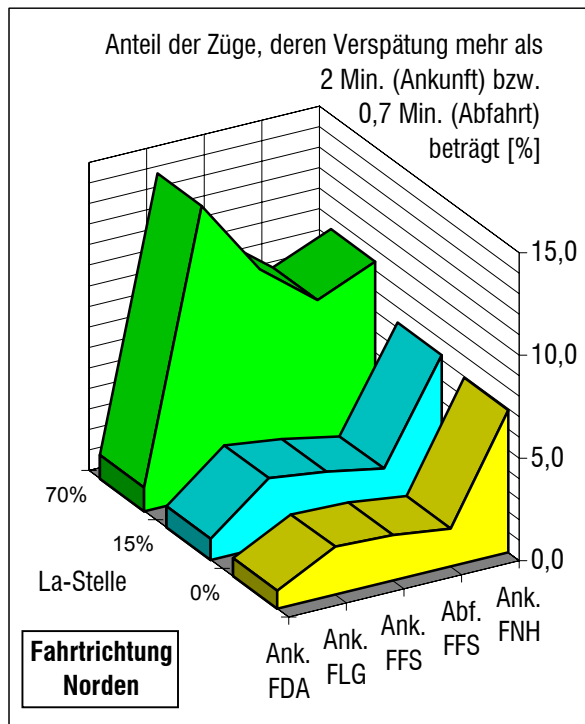
#### Mittelwerte der Verspätungen [Min.]

| Varianten | Fahrtrichtung Norden |          |          |          |          |          | Fahrtrichtung Süden |          |          |         |
|-----------|----------------------|----------|----------|----------|----------|----------|---------------------|----------|----------|---------|
|           | La-Stelle            | Ank. FDA | Ank. FLG | Ank. FFS | Abf. FFS | Ank. FNH | Ank. FNH            | Ank. FFS | Ank. FLG | Ank. FD |
| DBZ 0%    | 0%                   | 0,106    | 0,302    | 0,274    | 0,124    | 0,419    | 0,171               | 0,501    | 0,505    | 0,531   |
| DBZ 15%   | 15%                  | 0,107    | 0,453    | 0,369    | 0,139    | 0,429    | 0,170               | 0,501    | 0,499    | 0,602   |
| DBZ 70%   | 70%                  | 0,127    | 1,597    | 1,249    | 0,293    | 0,611    | 0,173               | 0,463    | 0,463    | 1,317   |



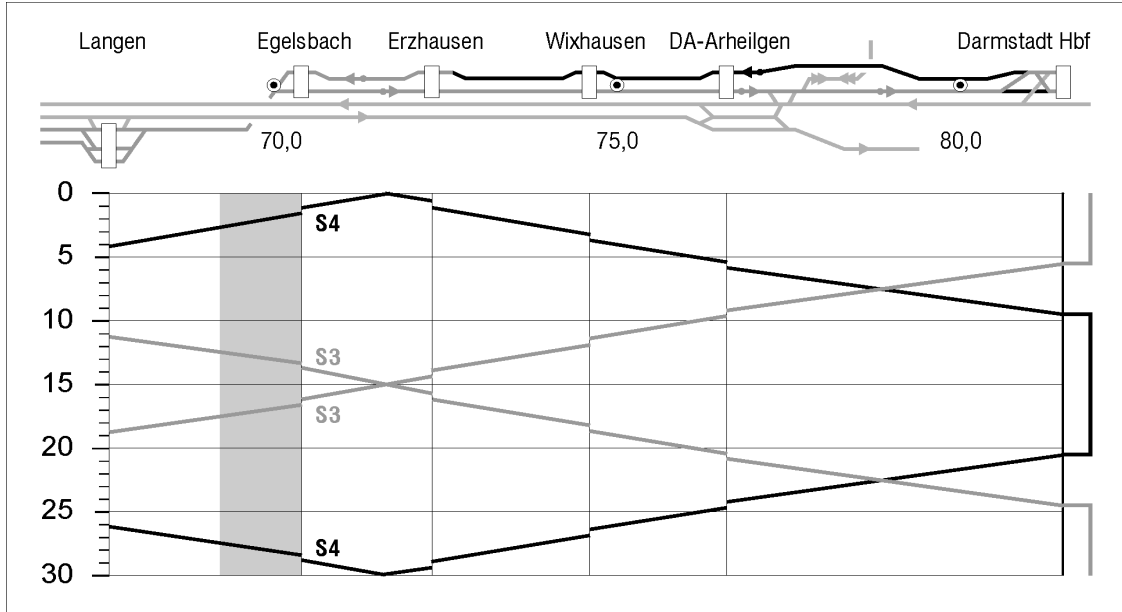
**Überschreitungshäufigkeiten kritischer Verspätungen [%]**

| Varianten | Fahrtrichtung Norden |          |          |          |          |          |          | Fahrtrichtung Süden |          |         |  |
|-----------|----------------------|----------|----------|----------|----------|----------|----------|---------------------|----------|---------|--|
|           | La-Stelle            | Ank. FDA | Ank. FLG | Ank. FFS | Abf. FFS | Ank. FNH | Ank. FNH | Ank. FFS            | Ank. FLG | Ank. FD |  |
| DBZ 0%    | 0%                   | 0,89     | 2,33     | 2,22     | 1,86     | 6,94     | 0,67     | 9,36                | 8,33     | 7,40    |  |
| DBZ 15%   | 15%                  | 1,03     | 3,31     | 2,94     | 2,39     | 7,24     | 0,67     | 9,11                | 8,43     | 8,60    |  |
| DBZ 70%   | 70%                  | 1,14     | 14,19    | 10,39    | 8,22     | 9,42     | 0,83     | 8,17                | 7,53     | 12,70   |  |



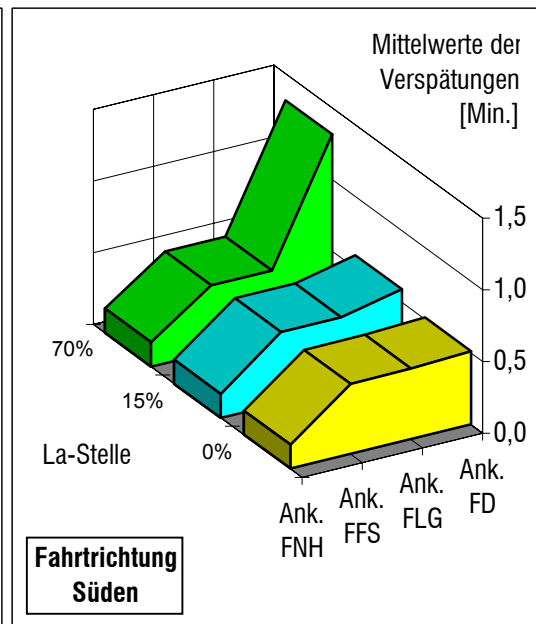
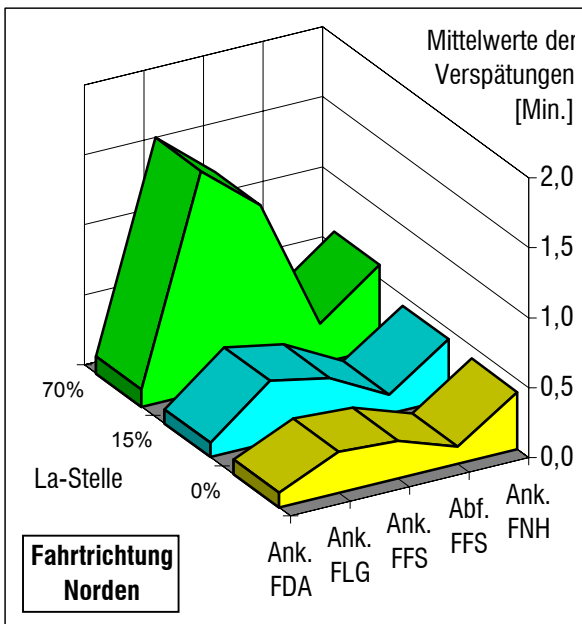
### 11.13 Variante DBWZ

#### Strecken- und Bildfahrplan



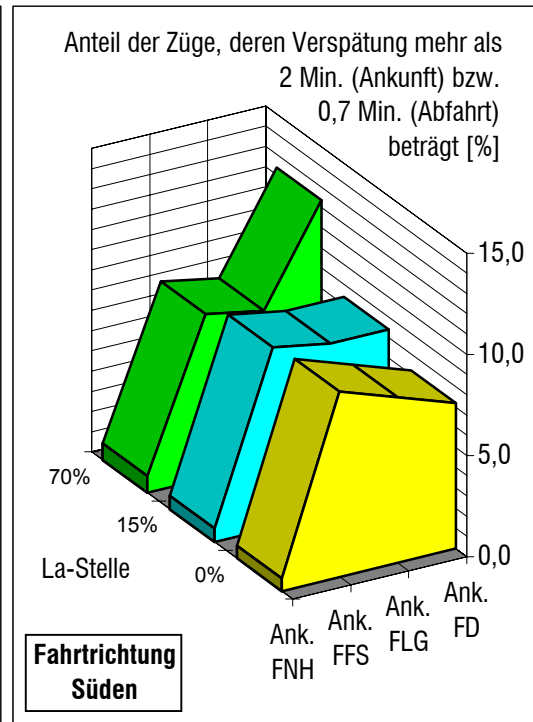
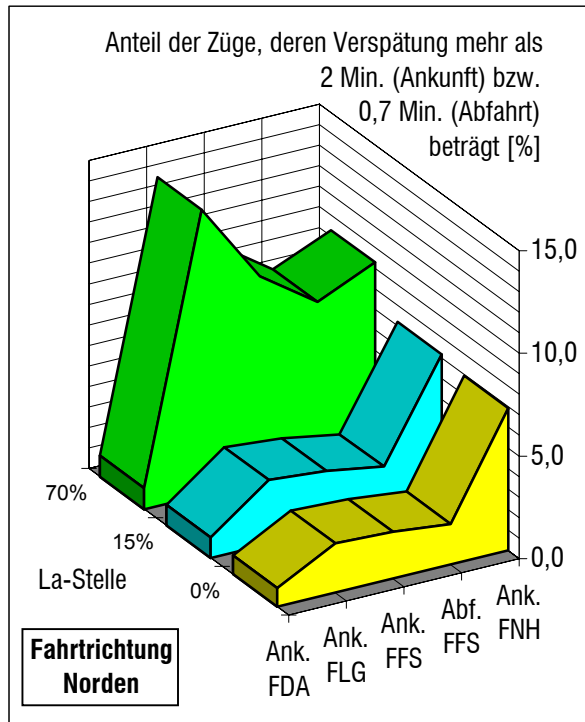
#### Mittelwerte der Verspätungen [Min.]

| Varianten | Fahrtrichtung Norden |          |          |          |          |          | Fahrtrichtung Süden |          |          |         |
|-----------|----------------------|----------|----------|----------|----------|----------|---------------------|----------|----------|---------|
|           | La-Stelle            | Ank. FDA | Ank. FLG | Ank. FFS | Abf. FFS | Ank. FNH | Ank. FNH            | Ank. FFS | Ank. FLG | Ank. FD |
| DBWZ 0%   | 0%                   | 0,105    | 0,293    | 0,267    | 0,123    | 0,410    | 0,166               | 0,488    | 0,492    | 0,510   |
| DBWZ 15%  | 15%                  | 0,103    | 0,440    | 0,358    | 0,136    | 0,428    | 0,166               | 0,493    | 0,495    | 0,588   |
| DBWZ 70%  | 70%                  | 0,123    | 1,578    | 1,229    | 0,282    | 0,598    | 0,170               | 0,465    | 0,464    | 1,315   |



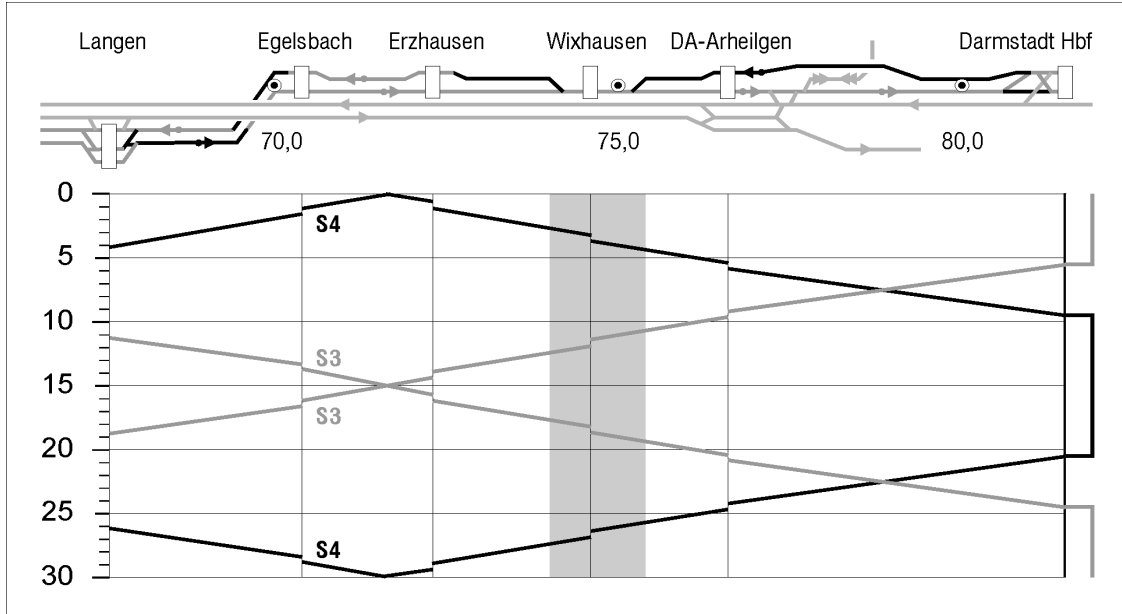
**Überschreitungshäufigkeiten kritischer Verspätungen [%]**

| Varianten | Fahrtrichtung Norden |          |          |          |          |          |          | Fahrtrichtung Süden |          |         |  |
|-----------|----------------------|----------|----------|----------|----------|----------|----------|---------------------|----------|---------|--|
|           | La-Stelle            | Ank. FDA | Ank. FLG | Ank. FFS | Abf. FFS | Ank. FNH | Ank. FNH | Ank. FFS            | Ank. FLG | Ank. FD |  |
| DBWZ 0%   | 0%                   | 0,92     | 2,42     | 2,28     | 1,97     | 6,94     | 0,61     | 9,14                | 8,17     | 7,17    |  |
| DBWZ 15%  | 15%                  | 1,00     | 3,11     | 2,86     | 2,39     | 7,18     | 0,67     | 8,92                | 8,40     | 8,40    |  |
| DBWZ 70%  | 70%                  | 1,03     | 13,89    | 9,97     | 8,03     | 9,27     | 0,83     | 8,14                | 7,60     | 12,37   |  |



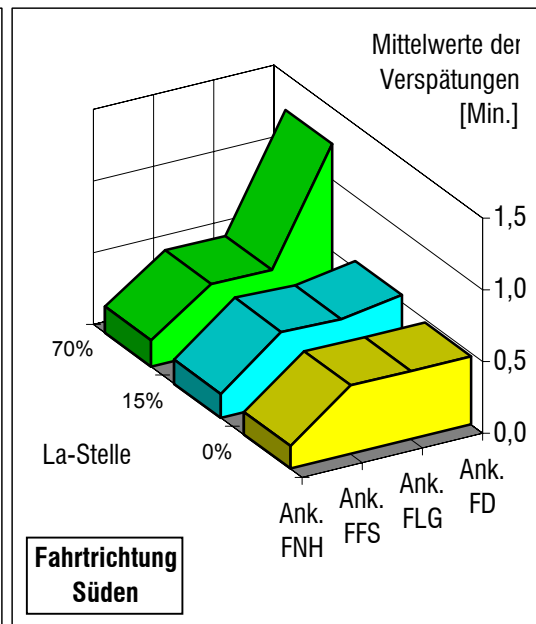
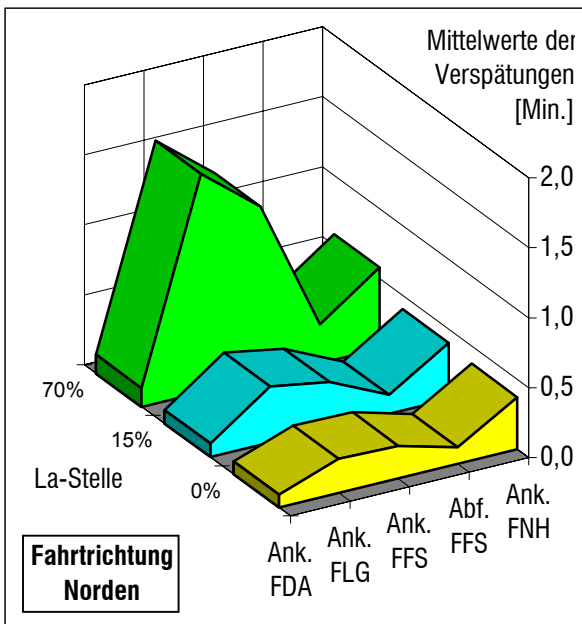
### 11.14 Variante DBZX

#### Strecken- und Bildfahrplan



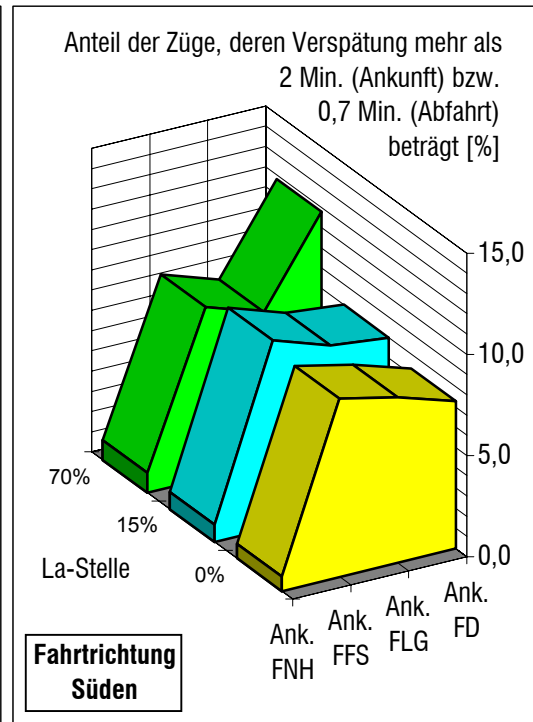
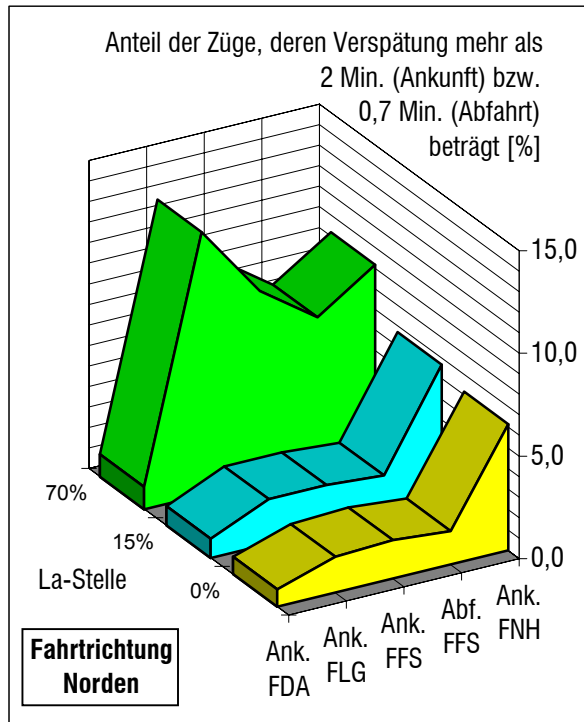
#### Mittelwerte der Verspätungen [Min.]

| Varianten | Fahrtrichtung Norden |          |          |          |          |          | Fahrtrichtung Süden |          |          |         |
|-----------|----------------------|----------|----------|----------|----------|----------|---------------------|----------|----------|---------|
|           | La-Stelle            | Ank. FDA | Ank. FLG | Ank. FFS | Abf. FFS | Ank. FNH | Ank. FNH            | Ank. FFS | Ank. FLG | Ank. FD |
| DBZX 0%   | 0%                   | 0,092    | 0,243    | 0,233    | 0,119    | 0,373    | 0,159               | 0,478    | 0,477    | 0,474   |
| DBZX 15%  | 15%                  | 0,098    | 0,402    | 0,329    | 0,133    | 0,402    | 0,166               | 0,497    | 0,482    | 0,549   |
| DBZX 70%  | 70%                  | 0,134    | 1,558    | 1,221    | 0,276    | 0,581    | 0,185               | 0,476    | 0,470    | 1,247   |



**Überschreitungshäufigkeiten kritischer Verspätungen [%]**

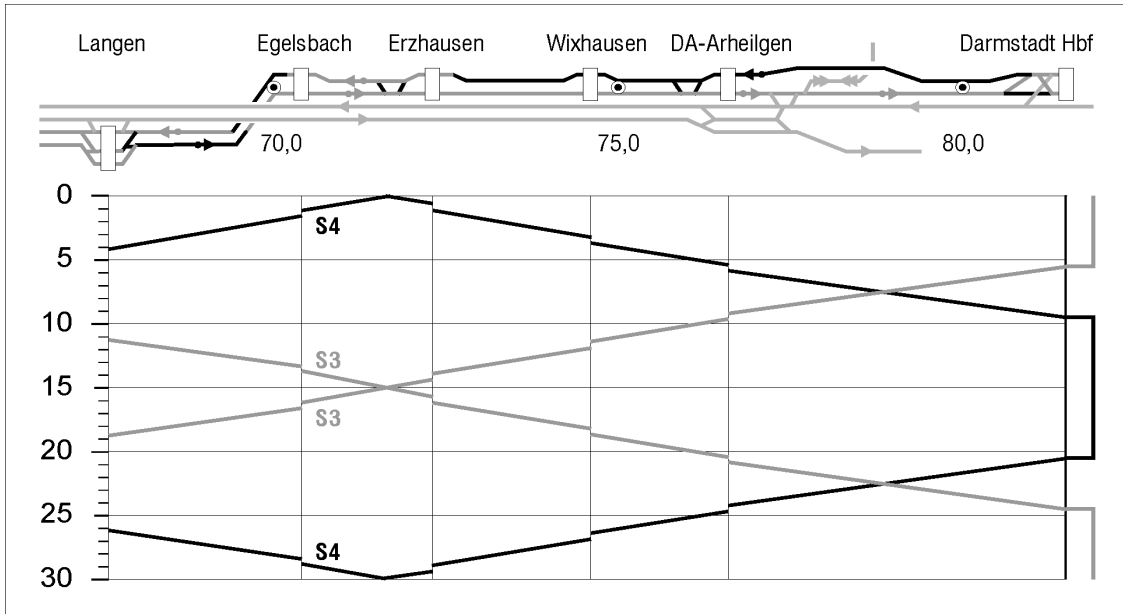
| Varianten | Fahrtrichtung Norden |          |          |          |          |          | Fahrtrichtung Süden |          |          |         |
|-----------|----------------------|----------|----------|----------|----------|----------|---------------------|----------|----------|---------|
|           | La-Stelle            | Ank. FDA | Ank. FLG | Ank. FFS | Abf. FFS | Ank. FNH | Ank. FNH            | Ank. FFS | Ank. FLG | Ank. FD |
| DBZX 0%   | 0%                   | 0,86     | 1,75     | 1,89     | 1,64     | 6,15     | 0,72                | 8,81     | 8,17     | 7,27    |
| DBZX 15%  | 15%                  | 0,94     | 2,19     | 2,19     | 1,97     | 6,67     | 0,86                | 9,25     | 8,30     | 8,00    |
| DBZX 70%  | 70%                  | 1,08     | 12,81    | 9,25     | 7,28     | 9,15     | 1,00                | 8,47     | 7,53     | 11,80   |





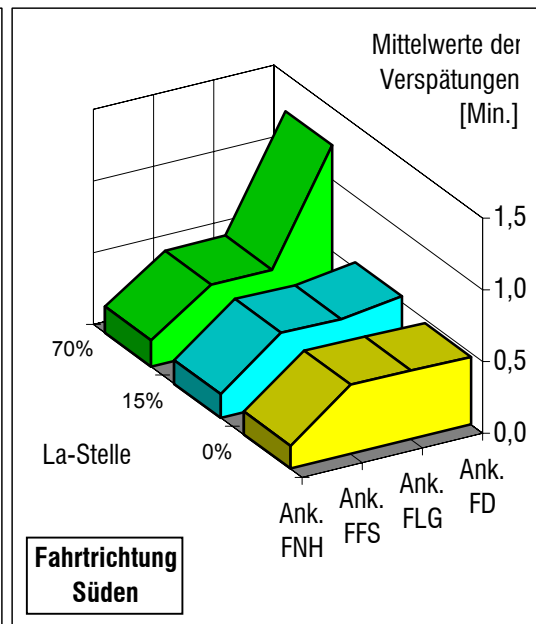
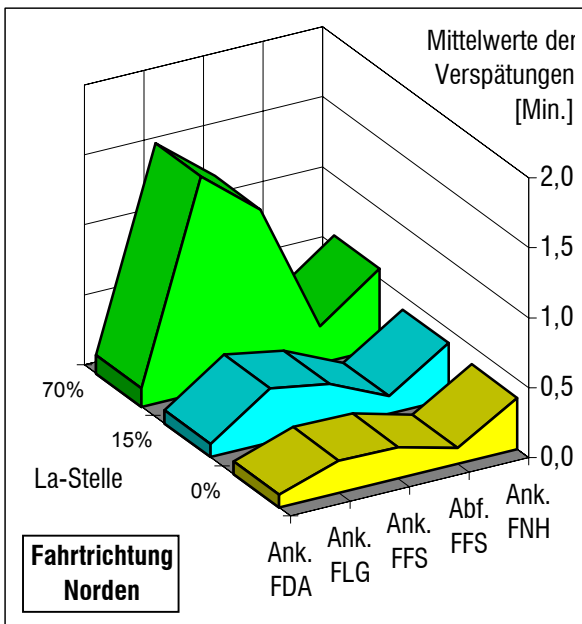
### 11.15 Variante X

#### Strecken- und Bildfahrplan



#### Mittelwerte der Verspätungen [Min.]

| Varianten | Fahrtrichtung Norden |          |          |          |          |          | Fahrtrichtung Süden |          |          |         |
|-----------|----------------------|----------|----------|----------|----------|----------|---------------------|----------|----------|---------|
|           | La-Stelle            | Ank. FDA | Ank. FLG | Ank. FFS | Abf. FFS | Ank. FNH | Ank. FNH            | Ank. FFS | Ank. FLG | Ank. FD |
| X         | 0%                   | 0,090    | 0,232    | 0,224    | 0,114    | 0,369    | 0,160               | 0,486    | 0,480    | 0,472   |
| X         | 15%                  | 0,095    | 0,388    | 0,316    | 0,124    | 0,400    | 0,164               | 0,491    | 0,481    | 0,539   |
| X         | 70%                  | 0,130    | 1,539    | 1,201    | 0,263    | 0,570    | 0,185               | 0,469    | 0,472    | 1,239   |



**Überschreitungshäufigkeiten kritischer Verspätungen [%]**

| Varianten | Fahrtrichtung Norden |          |          |          |          |          |          | Fahrtrichtung Süden |          |         |  |
|-----------|----------------------|----------|----------|----------|----------|----------|----------|---------------------|----------|---------|--|
|           | La-Stelle            | Ank. FDA | Ank. FLG | Ank. FFS | Abf. FFS | Ank. FNH | Ank. FNH | Ank. FFS            | Ank. FLG | Ank. FD |  |
| X         | 0%                   | 0,83     | 1,78     | 1,92     | 1,69     | 6,06     | 0,72     | 8,78                | 8,13     | 7,20    |  |
| X         | 15%                  | 0,97     | 2,08     | 2,11     | 1,92     | 6,55     | 0,89     | 9,08                | 8,20     | 7,73    |  |
| X         | 70%                  | 1,06     | 12,00    | 8,53     | 6,75     | 8,88     | 1,03     | 8,44                | 7,70     | 11,87   |  |

